

# Childcare Sufficiency Report 2024

Barnsley Council



**BARNSLEY**  
Metropolitan Borough Council

## Contents

Introduction .....	3
Our Vision for Childcare .....	4
Progress against Actions in 2022/2023 Report .....	5
Key Findings from the 2024 Assessment .....	5
Priorities for 2024/2025.....	6
1. Baseline and Current Picture.....	8
2. Demand for Childcare .....	9
2.2 Population Forecasts.....	10
2.3 Housing Projections and Business Growth .....	10
2.4 Funded Early Years Education.....	12
2.4.1 Two-Year-Old Funding .....	12
2.4.2 Three and Four-Year-Old Funding.....	13
3. Supply of Childcare.....	15
3.1 Number of providers by type of provision.....	15
3.2 Number of Early Years Places by Provider Type .....	16
3.3 Childcare Sufficiency Ratio.....	16
3.4 Vacancies .....	17
3.4.1 Early Years Vacancies .....	17
3.4.2 Sessional Vacancies.....	17
3.5 Cost of Childcare .....	18
3.6 Quality of Childcare – Ofsted Inspections.....	19
4. Children with SEND in Barnsley .....	20
4.1 EHCP + SEN Support.....	20
4.2 Local Offer .....	21
4.3 Early Years Inclusion Grant .....	22
5. Workforce Recruitment and Development .....	23
6. Parents and carers views of sufficiency in our local area .....	25
Appendix A: Ward Profiles .....	31

## Introduction

Barnsley Metropolitan Borough Council has a statutory duty under Section 6 of the Childcare Act 2006 to ensure, as far as is reasonably practicable, that sufficient childcare places are available across the borough for children aged 0-14 (or up to eighteen for disabled children).

Under Section 7 of the Childcare Act 2006, the council must secure free early education provision for each eligible young child in their area (i.e. all three / four-year-olds and eligible two-year-olds).

The statutory duty includes that Barnsley Council must 'report annually to elected council members on how they are meeting their duty to secure sufficient childcare and make this report available and accessible to parents.'

Having sufficient childcare means that families can find childcare that meets their child's learning needs and enables parents to make a real choice about work and training. To support the affordability of childcare and encourage parents and carers to return to work or increase their hours to fill gaps in the labour market, there are options available:

Due to the expansion of early years entitlements in 2024 eligible working families of children 9 months to 3 years can now claim 15 hours funded early years education (spanning over 38 weeks of the year). This will expand further to 30 hours from September 2025.

Wraparound Care is also expanding as it is the governments ambition that all primary age children will be able to access before and after school care from 8am-6pm by September 2026.

If parents or carers of a two year old child claim benefits such as Universal Credit, then their child may be eligible to claim 15 hours funded education.

All parents and carers of three and four year old children are eligible to claim 15 hours funded early years education currently, and working parents may be eligible to claim a further 15 hours (spanning over 38 weeks of the year).

Tax-Free Childcare is also available to support parents and carers which can be used to support payments of approved childcare providers. [Tax-Free Childcare - GOV.UK](https://www.gov.uk/tax-free-childcare)

The report presents both the baseline data from March 2024 (prior to the start of the early years entitlements expansion), and the current statistics as of November 2024, highlighting the continuous efforts made to meet the significant increase in demand for places because of the Early Years Entitlements expansion.


## Our Vision for Childcare

Barnsley Metropolitan Borough Council are committed to supporting the development and quality improvement of early years education and childcare provision. Giving children the best possible early learning experiences coupled with a comprehensive range of early help-support is a high priority. Childcare Sufficiency is at the heart of the 2030 Learning Barnsley ambitions: ‘Children and young people aim high and achieve their full potential with improved educational achievement and attainment’. This is measured by key metrics:

Key Measure	Target	Current
Percentage of EY and Childcare settings judged good or outstanding by Ofsted	98%	93%
EYS: Achieving a Good Level of Development (GLD) at the end of the Foundation	Sustained improvement and consistently above the National Average	Barnsley: 68.8% National: 67.2%

Table 1: Barnsley 2030 Key Metrics

‘The Great Childhoods ambition’ is a borough-wide, collaborative approach to support all children and young people to thrive in the place of possibilities. The ambition is part of the Barnsley 2030 vision, which seeks to foster and grow ambition, enabling everyone to be the best they can be. The Childcare Sufficiency team will work in partnership with The Great Childhoods Ambition and the Pathways to Work Commission to ensure quality and sufficient childcare is accessible to all parents in the borough. Enabling parents to return to work and providing children a range of experiences and learning opportunities that can help give children and young people the best start in life.



## Progress against Actions in 2022/2023 Report

We have made considerable progress on the actions identified in last year's report:

### To support recruitment issues, we:

- Launched a successful recruitment campaign and bespoke training for childminders.

### To support the financial pressures, we:

- Advocated for higher hourly funded rates and in April 2024 all rates for the new entitlements increased significantly.

### To create more childcare places, we:

- Worked with providers to reopen three out of four recently closed sites.
- Increased the number of childminders by twelve since March 2024.
- Supported a new provider to set up provision in Dodworth which was the only ward without a private nursery.

### To promote childcare, we:

- Improved the Virtual Family Hub and launched our new Family Hubs at Barnsley Market site as a destination for families to access information and support.
- Ran campaigns throughout the year to promote the new early years entitlements, resulting in good take up of the new funded places.

## Key Findings from the 2024 Assessment

The expanded early years entitlements create additional demand on the availability of childcare and wraparound places throughout the borough.

This report compares ONS population figures with NHS birth data. The ONS projected 43,166 for ages 0-14, while NHS data shows 42,760. Given its frequency and accuracy, NHS data is used in this report and will be used in future reports.

The total number of providers has increased to 261 from 244 in the 2023 report.

The take up of places for the new and existing funded early years entitlements has been good across all age ranges.

The number of early years children who have Special Educational Needs (SEN) and have either an Education Health and Care Plan (EHCP) or require SEN support is 435, increasing from 420 in 2023.

Housing development and business development plans are all progressing with significant amounts of housing and large business parks expected to be complete before 2030.

The percentage of those settings receiving Outstanding and Good has decreased and is now 93% which is a 4% reduction from 2023.

## Priorities for 2024/2025

Our main priorities for 2024/2025 are to ensure there are enough childcare places available for the September 2025 expansion and wraparound places for the September 2026 implementation date.

### Childcare Places

The Department for Education (DfE) have projected we need 486 part-time (25.5 hours)<sup>1</sup> spaces for children aged 0-2, equivalent to 248 full-time (50 hours) places due to expected demand of the expansion. Although, based on validated codes we project we need 296 full time (50 hours).

Based on December 2023 data, we have made considerable progress in meeting the childcare provision demand.

Since December 2023, we have added fifty full time childcare places for children aged 0–2 with fifteen new providers and expanded existing ones by forty-five places. This totals ninety-five new places, with 153 more to be created by September 2025. Based on the validation codes for 2024 this prediction increases to 201 places.

---

<sup>1</sup> DfE use the figure 25.5 to convert hours back into places. This means DfE equate a place to be equal to 30 hours (the entitlement). The 25.5 comes from an assumed actual operating capacity of 85% per provider. 85% of 30 hours is 25.5hours.

Due to the current childcare ratios, Area Councils to target for place creation are prioritised as follows:

**Priority 1** – Dearne and North

**Priority 2**- North-East

**Priority 3** - South and Central

Penistone has the highest childcare ratio of 0.69, so it is not considered a priority area.

### **Wraparound Places**

The Wraparound Expansion is managed through a Delivery Plan agreed with the DfE. The plan indicates the need for 997 places across the borough, to be created for school aged children, before September 2026. Places allocated to each Area Councils are as follows:

- Dearne – 160 places
- North – 62 places
- North-East – 227 places
- Central – 302 places
- South – 234 places
- Penistone – 12 places

To date, 428 wraparound places have been established, with 569 places remaining to be created.

Further priorities are:

- Continue to collaborate with Schools, Colleges, Universities, Adult Learning, Apprenticeship Providers and Department of Work and Pensions to promote Early Years careers, to support the need for additional staff for the increase in places.
- Provide advice, support, guidance, and training to increase the quality of early years provision through our Early Years Quality Team and Inclusion Improvement Officers
- Conclude work with our Business Intelligence Team to ensure the sufficiency of places will be consistently monitored.
- Further understand the demand the new entitlements place on childcare places for children with SEND needs.

## 1. Baseline and Current Picture

Data collected from March 2024, prior to the expansion of entitlements in April 2024 showed that there was a small dip in the number of Childminders across the borough with falls in the following wards: South, Darton East, Hoyland Milton, Kingstone, Monk Bretton, Old Town, and Rockingham. The largest dip can be seen in the South area council where the number of Childminders fell from 29 to 26. Overall, we had 242 providers across the borough a slight fall from 244 the previous year.

Area Council	Childminder	Day Nursery	Family Hub	Out of School	Sessional	Maintained Nursery	Sum of Total
Central	17	9	1	0	0	15	42
Dearne	7	3	2	0	1	7	20
North	31	6	1	6	0	11	55
North East	25	11	1	3	1	9	50
Penistone	13	10	0	1	0	3	27
South	26	10	1	1	0	10	48
<b>Grand Total</b>	<b>119</b>	<b>49</b>	<b>6</b>	<b>11</b>	<b>2</b>	<b>55</b>	<b>242</b>

Table 2: March 2024 Provider Data

Data collected in November 2024 shows a rise in childcare providers from 242 to 261. While the South Area council saw the most significant growth, every area council has experienced an increase.



Area Council	Childminder	Day Nursery	Family Hub	Out of School	Sessional	Maintained Nursery	Sum of Total
Central	20	10	1	0	0	15	46
Dearne	9	3	2	0	1	7	22
North	35	5	1	6	0	10	57
North East	28	11	1	3	1	10	54
Penistone	13	9	0	2	1	3	28
South	29	11	1	3	0	10	54
<b>Grand Total</b>	<b>134</b>	<b>49</b>	<b>6</b>	<b>14</b>	<b>3</b>	<b>55</b>	<b>261</b>

Table 3: November 2024 Provider Data

## 2. Demand for Childcare

It is anticipated that the demand for childcare will increase throughout 2025 due to the expansion of entitlement to funded childcare hours. According to data from the DfE, an additional 486, 25.5 -hour places are needed by September 2025 compared to our provision in December 2023. Taking into consideration the additional places created since December and validation rates, we estimate that 201 places for children aged 0-2 years still need to be established by September 2025.

The take up of places across all age ranges is good. The validation of issued codes for the new 15 hour offers for eligible working parents of 9 months old's to 3 years is high for all age ranges, with under ones at 92%, one-year olds at 93%, and two-year-olds at 89.5%. The current take up rate for disadvantaged 2 year olds accessing their 15 hours is 77.4%.

### 2.1 Population of early years and school age children

There is an estimated 42,760 aged 0-14 living in Barnsley. The largest populations are in the Central, North East and South area councils.

Area Council	0-2	3-4	5-8	9-14	Total 0-14
<b>Central</b>	1,585	1,169	2,565	4,077	9,396
<b>Dearne</b>	882	634	1,335	1,915	4,766
<b>North</b>	1,415	936	2,067	3,273	7,691
<b>North East</b>	1,615	1,091	2,478	3,915	9,099
<b>Penistone</b>	549	410	1,035	1,760	3,754
<b>South</b>	1,369	1,024	2,175	3,486	8,054
<b>Barnsley</b>	<b>7,415</b>	<b>5,264</b>	<b>11,655</b>	<b>18,426</b>	<b>42,760</b>

Table 4: Data from NHS live birth statistics

## 2.2 Population Forecasts

According to the Office for National Statistics (ONS) 2018-based population projections (published in March 2020), the child population (aged 0-14 years) is expected to decline by 4.4% to 41,600 by 2030. The projections indicate growth within the 10-14 age group and reductions in the younger age groups.

In contrast, the total population is projected to increase by 5.5% in the same period.

Age Range	2020	2024	% Change 2020-2024	2030	%Change 2020-2030
<b>0-4</b>	13,841	13,228	-4.4%	13,276	-4.1%
<b>5-9</b>	15,051	14,510	-3.6%	13,620	-9.5%
<b>10-14</b>	14,623	15,428	+5.5%	14,704	+0.6%
<b>Child Population 0-14</b>	43,515	43,166	-0.8%	41,600	-4.4%
<b>Overall Population</b>	248,707	254,832	+2.5%	262,376	+5.5%

Table 5: Data from ONS population projections

## 2.3 Housing Projections and Business Growth

Several significant housing developments are scheduled throughout the borough, with the number of new homes rising considerably from 2025 to 2028 and beyond. The North-East, Central, and South area councils will see the largest growth.

In addition to these residential projects, large business parks are being developed, with several already housing major employers who need a flexible workforce capable of working non-standard hours, including evening, weekend, and night shifts.

	No. Of Developments	Sum of 24/25	Sum of 25/26	Sum of 26/27	Sum of 27/28	Sum of 28/29	Sum of Total
<b>Central</b>							
Central	4	45	6	0	0	49	100
Dodworth	5	0	116	217	262	329	924
Kingstone	1	7	10	0	0	0	17
Stairfoot	2	28	45	45	45	45	208
Worsbrough	5	19	6	17	63	15	120
<b>Central Total</b>	<b>17</b>	<b>99</b>	<b>183</b>	<b>279</b>	<b>370</b>	<b>438</b>	<b>1,369</b>
<b>Dearne</b>							
Dearne North	4	67	80	128	135	90	500
Dearne South	7	58	155	101	66	114	494
<b>Dearne Total</b>	<b>11</b>	<b>125</b>	<b>235</b>	<b>229</b>	<b>201</b>	<b>204</b>	<b>994</b>
<b>North</b>							
Darton East	9	31	130	127	160	194	642
Darton West	3	13	12	0	45	45	115
Old Town	1	0	0	0	18	0	18
St Helen's	2	0	7	45	45	55	152
<b>North Total</b>	<b>15</b>	<b>44</b>	<b>149</b>	<b>172</b>	<b>268</b>	<b>294</b>	<b>927</b>
<b>North East</b>							
Cudworth	6	15	0	0	60	121	196
Monk Bretton	7	28	110	115	228	198	679
North East	7	30	20	30	59	55	194
Royston	2	5	58	103	90	90	346
<b>North East Total</b>	<b>22</b>	<b>78</b>	<b>188</b>	<b>248</b>	<b>437</b>	<b>464</b>	<b>1,415</b>
<b>Penistone</b>							
Penistone East	2	10	14	2	2	2	30
Penistone West	6	128	80	122	102	95	527
<b>Penistone Total</b>	<b>8</b>	<b>138</b>	<b>94</b>	<b>124</b>	<b>104</b>	<b>97</b>	<b>557</b>
<b>South</b>							
Darfield	8	53	20	30	75	125	303
Hoyland Milton	4	16	46	36	23	0	121
Rockingham	8	20	167	150	137	185	659
Wombwell	2	61	45	45	45	35	231
<b>South Total</b>	<b>22</b>	<b>150</b>	<b>278</b>	<b>261</b>	<b>280</b>	<b>345</b>	<b>1,314</b>
<b>Grand Total</b>	<b>95</b>	<b>634</b>	<b>1,127</b>	<b>1,313</b>	<b>1,660</b>	<b>1,842</b>	<b>6,576</b>

Table 6: Housing projections provided by School Place Planning

## 2.4 Funded Early Years Education

### 2.4.1 Two-Year-Old Funding

Since April 2024, the following two-year-olds have been eligible for a funded place:

- 15 hours entitlement for eligible working parents of 2-year-old children (new entitlement from 1 April 2024)
- 15 hours entitlement for disadvantaged 2-year-olds.

All eligible two year olds can access a free early education place from the term after their second birthday. Each eligible child is entitled to 15 hours of free education a week, up to 570 hours per year for a maximum of three terms.

The current two year old disadvantaged entitlement take-up rate is 77.4%, which is 2.6% higher than the national average. The 3.6% increase in 2024 reflects ongoing efforts to expand the availability of 2-year-old places across the borough.

The figures below show the take up rate comparison between Barnsley LA, all Yorkshire and Humber LA's and the national figure.

		2021	2022	2023	2024	
<b>England</b>	DWP population estimate for 2-year-olds	201,562	188,318	167,976	154,957	
	Number of registered 2-year-olds	124,543	135,410	124,211	115,852	
	Percentage of eligible 2-year-olds registered	61.8%	71.9%	73.9%	74.8%	
<b>Yorkshire and The Humber</b>	<b>Yorkshire and The Humber</b>	DWP population estimate for 2-year-olds	22,814	21,210	19,141	17,676
		Number of registered 2-year-olds	15,231	16,143	14,668	13,394
		Percentage of eligible 2-year-olds registered	66.8%	76.1%	76.6%	75.8%
	<b>Barnsley</b>	DWP population estimate for 2-year-olds	1,054	1,059	981	815
		Number of registered 2-year-olds	738	793	724	631
		Percentage of eligible 2-year-olds registered	70.0%	74.9%	73.8%	77.4%

Table 7: Data from Education Provision Children under 5 years of age

## 2.4.2 Three and Four-Year-Old Funding

All three- and four-year-olds are entitled to 570 hours free early education a year, delivered as a minimum as 15 hours a week over 38 weeks (school term time) but can be taken as a stretched offer with fewer hours a week over more weeks in a year. Since September 2017 eligible three and four-year-olds have been entitled to an additional 570 hours free childcare, taking the entitlement for some children to 30 hours per week or 1,140 hours a

year. Parents of children accessing a funded place can pay for additional hours to meet their childcare needs. This offer is widely available within the sector.

The uptake of funded places for 3- and 4-year-olds has continued to rise, now reaching 99.1%. This is 2% higher than the regional average and 4% above the national average. This indicates that we are sufficiently meeting the demand for 3- and 4-year-old places.

Therefore, we should be cautious about opening new places for this age group, such as through the School Based Nursery initiative, as it could potentially oversaturate the market.

			2021	2022	2023	2024
<b>England</b>		DWP population estimate for 3 and 4-year-olds	1,351,110	1,314,016	1,276,094	1,231,870
		Number of registered 3 and 4-year-olds	1,211,991	1,212,234	1,196,031	1,169,541
		Percentage of eligible 3 and 4-year-olds registered	89.7%	92.3%	93.7%	94.9%
<b>Yorkshire and The Humber</b>	<b>Yorkshire and The Humber</b>	DWP population estimate for 3 and 4-year-olds	130,540	126,852	122,871	118,647
		Number of registered 3 and 4-year-olds	119,889	119,937	117,813	115,110
		Percentage of eligible 3 and 4-year-olds registered	91.8%	94.5%	95.9%	97.0%
	<b>Barnsley</b>	DWP population estimate for 3 and 4-year-olds	5,839	5,675	5,412	5,204
		Number of registered 3 and 4-year-olds	5,329	5,299	5,246	5,156
		Percentage of eligible 3 and 4-year-olds registered	91.3%	93.4%	96.9%	99.1%

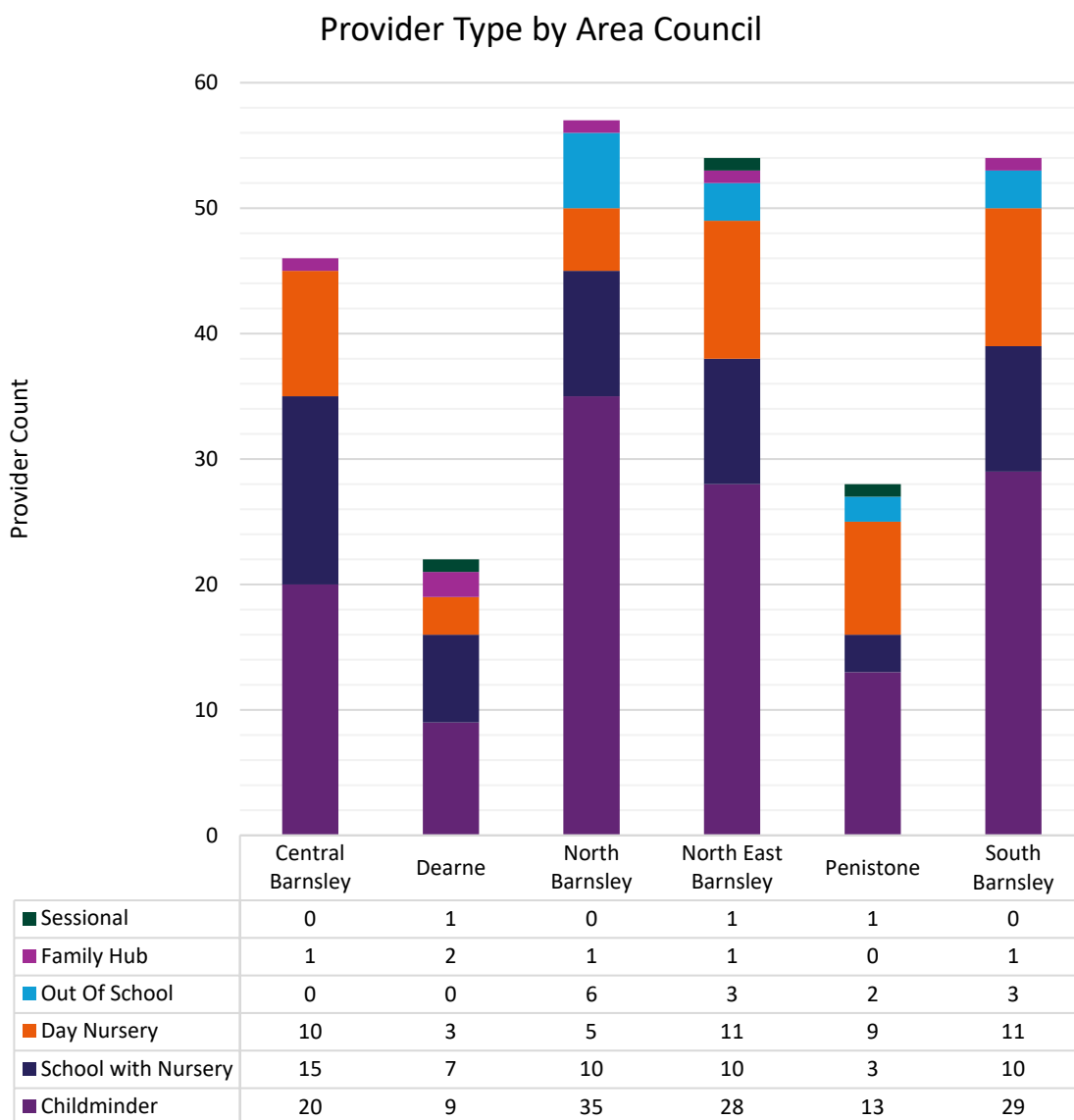
Table 8: Data from Education Provision Children under 5 years of age

### 3. Supply of Childcare

Over the past year, we have expanded our childcare provision, increasing the number of settings from 244 to 261, with net gains in the number of childminders, day nurseries, and out-of-school care providers across the borough. This growth has resulted in an increase in the number of places offered, leading to a higher Childcare Sufficiency ratio.

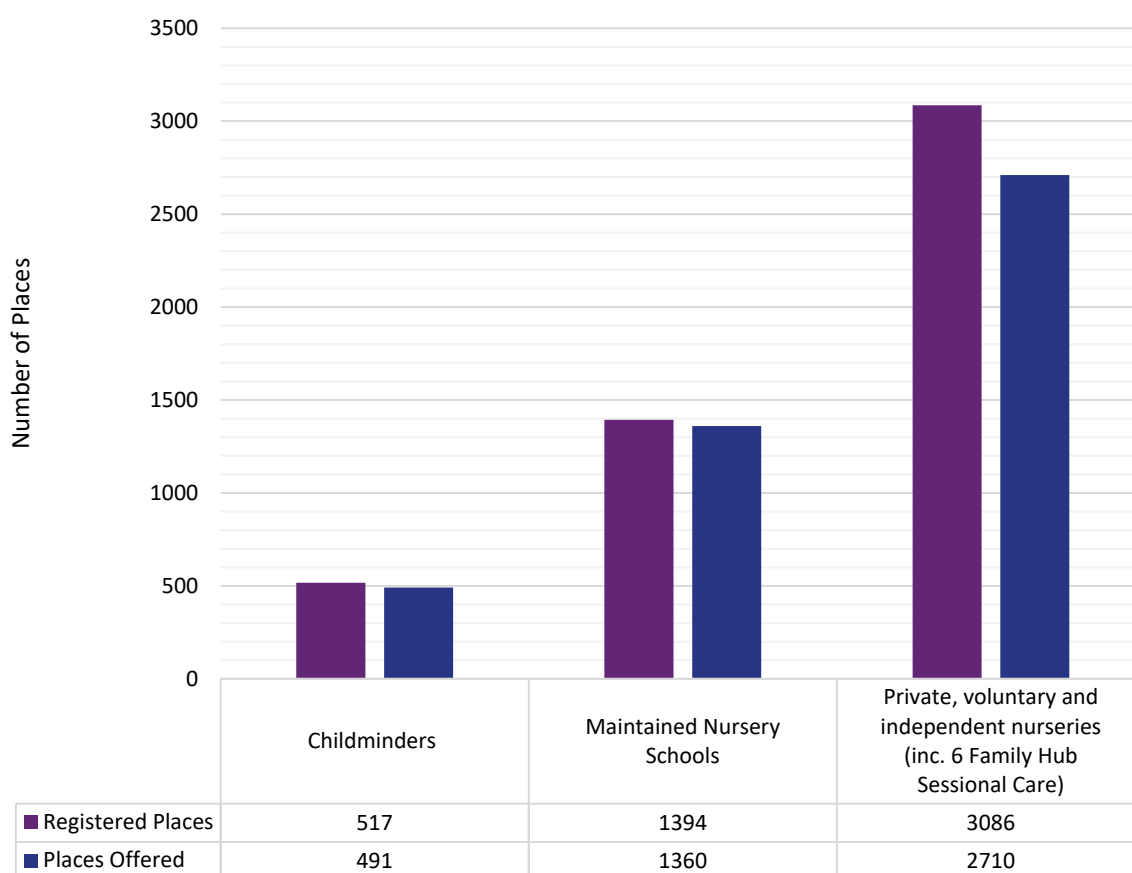
#### 3.1 Number of providers by type of provision

The borough now has a total of 261 providers, marking a net increase of 12 childminders, 4 day nurseries, and 3 out-of-school provisions, up from 244 in 2023. This growth in providers has been consistent across the borough, with each area council seeing an increase in the total number of providers.



### 3.2 Number of Early Years Places by Provider Type

The number of Early Years childcare places has increased this year, with 4,496 places currently being offered. However, there are 4,932 registered places across the same settings, meaning that 436 places are not being utilised. This is due to challenges such as staffing shortages, financial constraints, and SEND demand.



### 3.3 Childcare Sufficiency Ratio

The ratio of Early Years childcare places has increased in all area councils over the past year, reaching an average of 0.43 across Barnsley. However, Dearne remains the lowest, at 0.30. This year, we have used NHS live birth data to accurately represent the population of children under school age. As a result, we anticipate a small rise in the childcare ratio, as we are now reflecting the true population of Early Years children, rather than the broader 0-4 age group. However, with such a significant increase in the ratio, the overall ratio has risen, regardless of the change in data methodology.



Area Council	0-4 Population 2024	Registered Places	Places Offered	Childcare Ratio 2023	Childcare Ratio 2024
<b>Central</b>	2,315	1,196	1,050	0.37	0.45
<b>Dearne</b>	1,240	445	378	0.24	0.30
<b>North</b>	1,949	779	748	0.27	0.38
<b>North East</b>	2,289	1,002	953	0.32	0.42
<b>Penistone</b>	799	582	524	0.49	0.69
<b>South</b>	1,983	970	882	0.35	0.44
<b>Barnsley</b>	10,575	4,987	4,574	0.34	0.43

Table 9: Childcare Ratio by Area Council

### 3.4 Vacancies

Vacancy rates are a snapshot and often change rapidly. In some cases, providers may have a vacancy which is only available for a specific age group, or for a particular part time arrangement. [We ask providers to report vacancies to us so we can help promote them. Not all choose to do this]. In general, vacancy rates are higher in the autumn, when children move to school.

#### 3.4.1 Early Years Vacancies

There are a total of 506 full-time vacancies in Early Years settings. Of these, 386 vacancies are for 3- and 4-year-olds, while 120 vacancies are available for children aged two and under.

Type of Provision	Number of providers	Total number of vacancies (full time equivalent)
Childminders	134	44
School Based Nurseries	55	220
Private, Voluntary, and independent nurseries	58	242
<b>Total</b>	<b>245</b>	<b>506</b>

Table 10: Number of Early Years Vacancies

#### 3.4.2 Sessional Vacancies

Sessional vacancy data across the borough indicates that the 3-4-year-old age group has the highest number of available places, while the under two age group has the fewest. Although sessional vacancies do not directly reflect full-time places, they provide valuable insights into the availability of childcare at various times and on different days.

The data shows that afternoon sessions for early years provision typically have more vacancies than morning sessions. Tuesday has the fewest vacant sessions overall, while Monday and Friday have the most available sessions.

Session Type	Under 2 Years	2 Years	3-4 Years	5+ Years	Holiday Places	Total Early Years Vacancies
Monday AM	74	206	639	552	337	919
Monday PM	110	216	631	374	338	957
Tuesday AM	66	171	607	544	385	844
Tuesday PM	76	205	625	350	389	906
Wednesday AM	78	178	620	528	363	876
Wednesday PM	85	195	603	333	366	883
Thursday AM	69	198	655	550	383	922
Thursday PM	88	210	601	348	389	899
Friday AM	97	211	661	550	322	969
Friday PM	117	211	615	375	321	943

Table 11: Sessional Vacancies

### 3.5 Cost of Childcare

The price of childcare in Barnsley is below all the national average figures by age and by hours, apart from 50 hours for under 2-year-olds by childminders. Although costs are higher in most categories than the regional average. Nationally, it has been acknowledged that the cost of childcare in the U.K is higher than most other countries and is unsustainable. The government have introduced the increase in funded age range and hours to support parents with the rising cost of childcare.

Area	Nursery		Childminder	
	Under 2	2 year old	Under 2	2 Year old
England	£159.61	£153.69	£132.85	£131.48
Yorkshire and Humber	£135.39	£137.65	£115.99	£116.04
Barnsley	£154.55	£150.60	£129.66	£127.63

Table 12: Price of 25 hours a week childcare for children aged three and under: Data from Coram Family and Childcare's 23rd annual Childcare Survey

Area	Nursery		Childminder	
	Under 2	2 year old	Under 2	2 Year old
England	£305.11	£290.77	£254.12	£253.83
Yorkshire and Humber	£267.81	£261.02	£215.44	£225.62
Barnsley	£293.02	£288.23	£257.55	£253.50

Table 13: Price of 50 hours a week childcare for children aged three and under: Data from Coram Family and Childcare's 23rd annual Childcare Survey

### 3.6 Quality of Childcare – Ofsted Inspections

The grade a childcare setting receives when it is inspected by Ofsted is a key indicator of quality of the care and education it provides. There are four different grades that can be given to childcare settings: outstanding, good, requires improvement and inadequate.

The following table shows the percentage of providers achieving good or above outcomes. The percentage of good and outstanding outcomes has fallen by 3% in Barnsley with national outcomes rising by 1% in the same period. Since August 2024, nine additional childcare providers have achieved 'Good' or 'Outstanding' outcomes, increasing the overall percentage of providers with these ratings to 95%.

Area	August 2017	August 2018	August 2019	August 2020	August 2021	August 2022	August 2023	August 2024
<b>Barnsley</b>	96%	97%	98%	99%	98%	98%	96%	93%
<b>Yorkshire and Humber</b>	91%	95%	96%	97%	98%	97%	97%	98%
<b>National</b>	93%	95%	96%	96%	97%	97%	96%	97%

Table 14: Percentage of Childcare Provision rated 'Good' or 'Outstanding' Data from Ofsted statistics.

Barnsley Council has offered support to all childcare settings in the borough, with those that are likely to be inspected soon being offered specific support on an individual and bespoke basis.

Providers can also receive a met or not met outcome if they are inspected when they: have no children on roll or have no children present on the day of the inspection. Out of School Clubs and those on the Childcare Register can only receive a met or not met outcome however some do still carry the old outcomes and therefore when these have been reinspected, it has resulted in some 'Good' and 'Outstanding' grades becoming 'Met' grades which has resulted in a change to percentages of outcomes.

## 4. Children with SEND in Barnsley

Local authorities and settings should promote equality and inclusion for all children with Special Educational Needs and/or Disabilities. Barnsley does not have a dedicated specialist provision for early years. Instead, we promote and support inclusive practice across all our settings. Inclusive practice addresses and supports the individual needs of each child. By working in this way, providers ensure their inclusive practice benefits each child in the setting and creates an environment in which all children, including those with SEND, can flourish. This includes working in partnership with Great Childhood Ambitions, and Pathways to Work, to remove barriers that prevent children accessing early education and collaborating with parents to give each child support to fulfil their potential.

### 4.1 EHCP + SEN Support

Childcare providers have reported that 435 children who are accessing a 2, 3 or 4-year-old funded place either have a EHCP in place or are receiving SEN support, this figure does not include those children accessing Out of School Clubs. This is a rise of fifteen children from 2023 although the percentages of children with EHCP's and on SEN support is below the national percentage across both age bands.

Number of children by special educational needs (SEN) provision' for 15-hour entitlement, EHC plan and SEN support in Barnsley and England between 2021 and 2024									
England									
		England				Barnsley			
		2021	2022	2023	2024	2021	2022	2023	2024
EHC Plan	Number of registered 2-year-olds	715	645	824	868	1	4	0	0
	Percentage of two-year olds registered	0.6%	0.5%	0.7%	0.7%	0.1%	0.5%	0.0%	0.0%
	Number of registered 3- and 4-year-olds	12,444	13,330	15,411	18,661	35	43	56	73
	Percentage of 3- and 4-year-olds registered	1.0%	1.1%	1.3%	1.8%	0.7%	0.8%	1.1%	1.4%
SEN Support	Number of registered 2-year-olds	3,617	4,851	5,245	4,885	31	17	18	20
	Percentage of two-year olds registered	2.9%	3.6%	4.2%	4.2%	4.2%	2.1%	2.5%	3.2%
	Number of registered 3- and 4-year-olds	63,974	71,209	80,178	85,524	146	271	346	342
	Percentage of 3- and 4-year-olds registered	5.3%	5.9%	6.7%	7.3%	2.7%	5.1%	6.6%	6.6%

Table 15: Data from Education Provision Children Under 5 years of Age

## 4.2 Local Offer

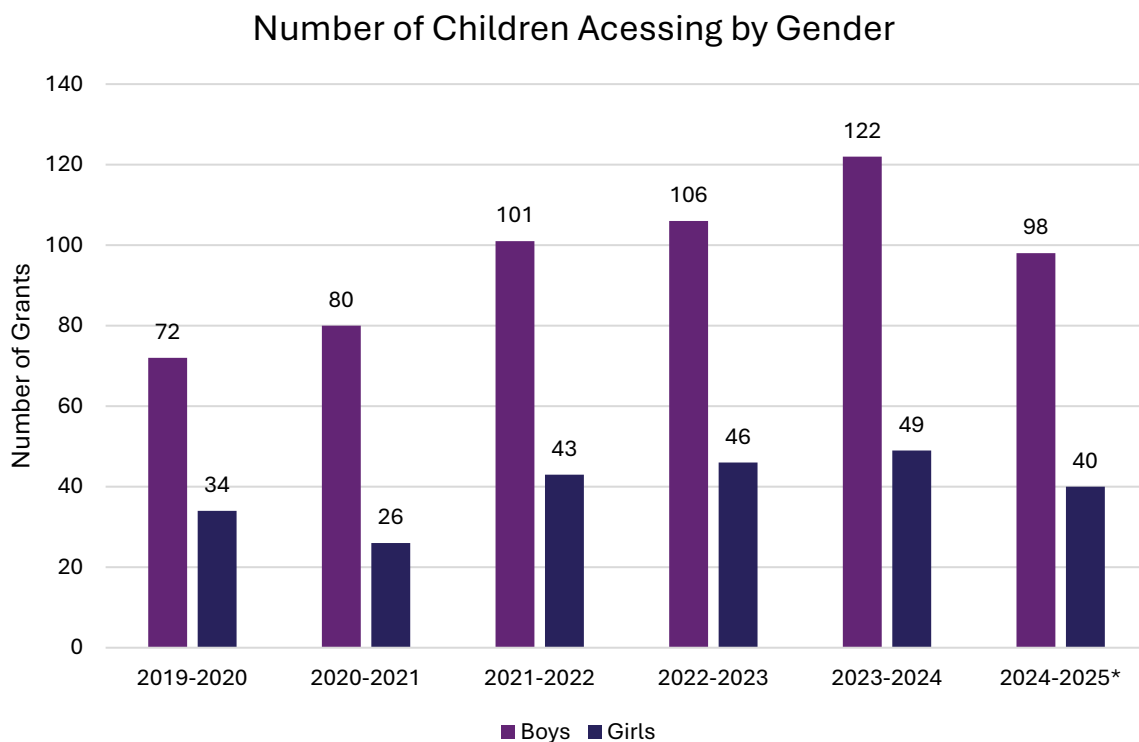
The Local Offer provides information about the services available to children and young people with SEND and their families across Education, Health, and Social Care. Knowing what is out there and having the right information in one place gives parents more choice and therefore more control over the services they use. Our [Local Offer](#) holds all the information in one place making it easier for parents to find out what they need to know. It

enables them to find the nearest and most suitable services for their children and makes provision more responsive to local needs and aspirations. In September 2024 we held our 'Local Offer Live' day where we showcased the Special Educational Needs and Disability (SEND) services and support available in Barnsley for children, young people, and their families.

### 4.3 Early Years Inclusion Grant

The Early Years Inclusion Grant must be provided by the Local Authority as set out in the Early Years Funding guidance. The guidance only stipulates the provision of a grant for funded 3 and 4-year-old children with an option to also make provision for funded 2-year-olds. The current BMBC grant also supports those who are 2 years and under who do not qualify for a free place and covers wraparound care where this is accessed.

As of October 2024, the grant has supported 138 children in the 2024/2025 period, compared to 171 children throughout the entire 2023/2024 period. The graph below highlights the large gender difference in claims. So far in 2024/2025 there has been 58 more claims supporting boys than girls. This trend is consistent with the past five years.



## 5. Workforce Recruitment and Development

The recruitment, retention, and development of staff in the childcare sector continues to be a widespread challenge. On a national level, there is a requirement for 30,000 new roles to facilitate the expansion of childcare services, which corresponds to approximately 150 additional staff members needed in Barnsley.

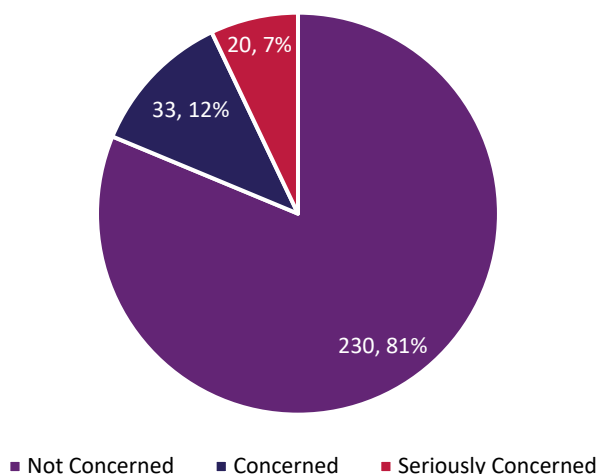
Previously identified recruitment issues led to the following actions by our Quality Improvement team:

- A successful social media recruitment campaign targeting childminders and childcare staff.
- Creation of promotional videos featuring current childcare workers.
- Addition of a ten-step process map for childminders on our website.
- Development of a customised training program for childminders that includes individualised one-on-one sessions.

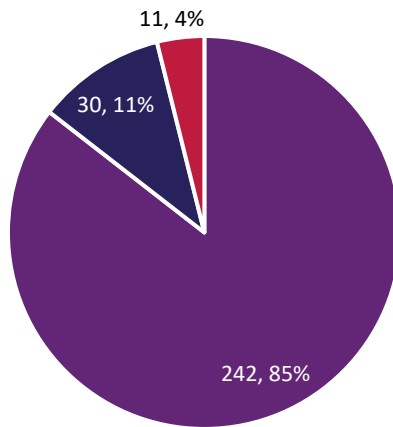
In 2024, we received 58 inquiries about becoming a childminder, resulting in 16 childminders registering. This figure is up from an increase of only three in 2023. In addition, we are currently supporting 25 people through the process.

When providers were asked about staffing issues, 81% reported no concerns about recruitment, 86% had no concerns about retention, and 79% had no concerns about sustainability.

Staff Recruitment

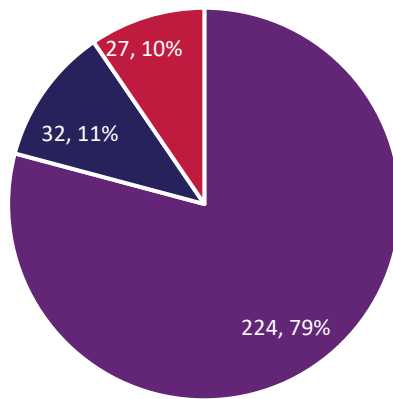


### Staff Retention



■ Not Concerned ■ Concerned ■ Seriously Concerned

### Sustainability



■ Not Concerned ■ Concerned ■ Seriously Concerned



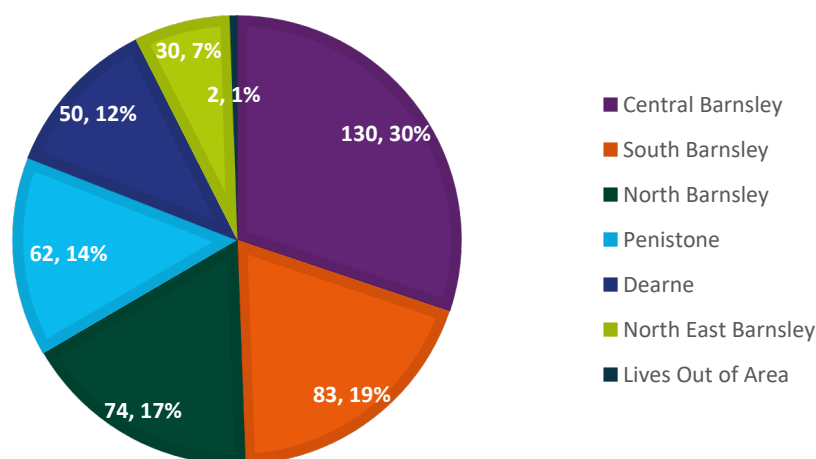
## 6. Parents and carers views of sufficiency in our local area

A parent and carer survey was undertaken in October 2024 to ascertain the view of parents and carers with regards to childcare availability and accessibility.

The survey was promoted and distributed by the Barnsley Families Information Service (FIS), Family Hubs, Barnsley Council social media platforms, and sent to schools across the borough for them to disseminate it to parents and carers. A total of 431 families responded to this survey, which represents a 530% increase in responses compared to the previous year. To address the low response rate in previous years, we collaborated with Parent Support Advisors across the primary schools within the borough to reach a wider range of families. The significant increase in responses highlights that our approach was successful and helps provide a broad view of childcare sufficiency within Barnsley. Moving forward, we plan to attend parent/carer events at our Family Hubs, distribute the questionnaire through public services, and work in partnership with EY consultants.

Responses were distributed across the borough, with the majority coming from families in the Central Area Council.

**Responses by Area Council**



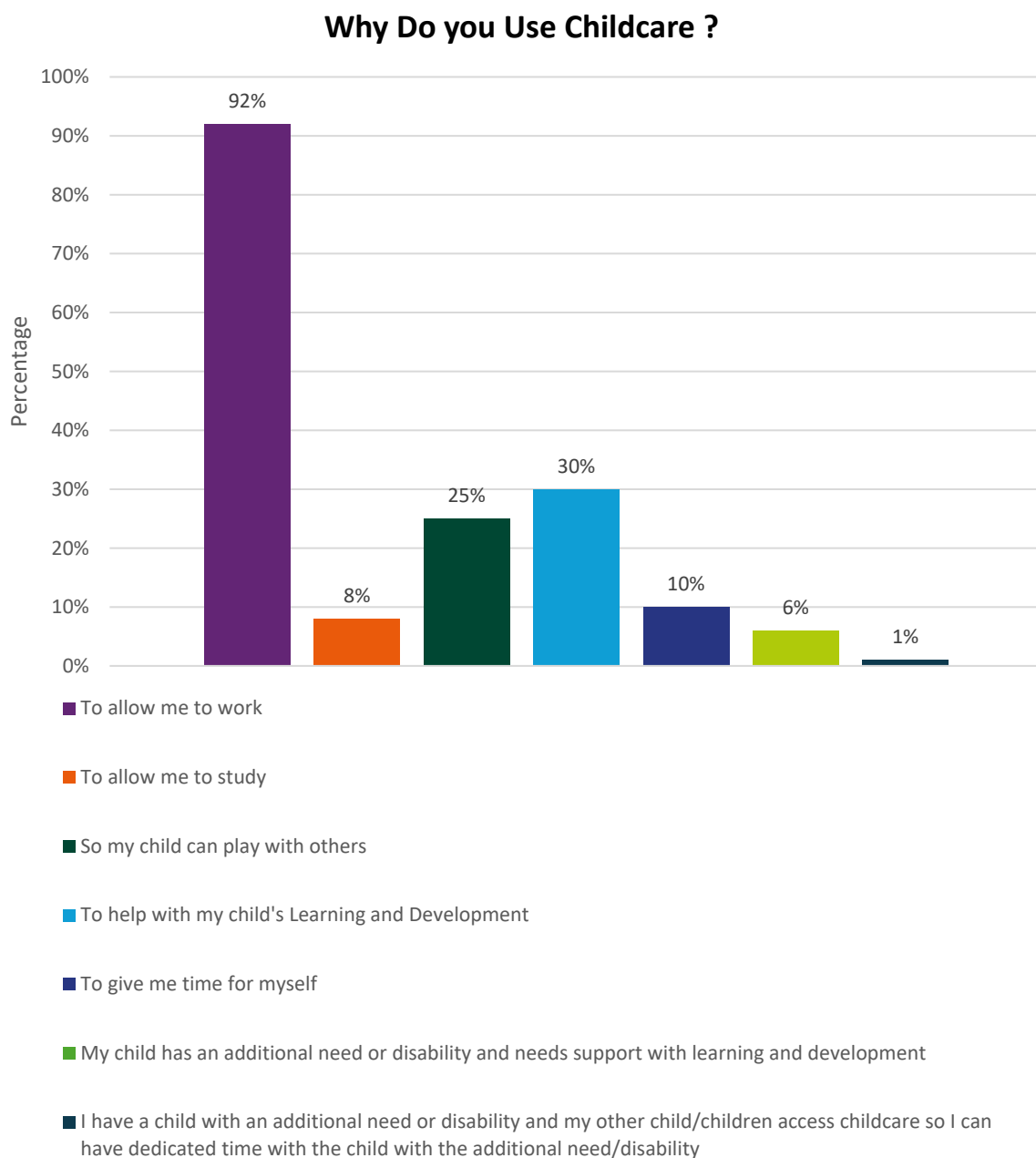
89% of respondents stated that they prefer to access childcare close to home, with 5% preferring childcare close to work.

The top three factors when selecting a childcare provider for parents were; 'It feels right for my child (I believe they are happy and safe.)' 'It is conveniently located near home' and 'It is situated at the school my child currently attends or will attend.'

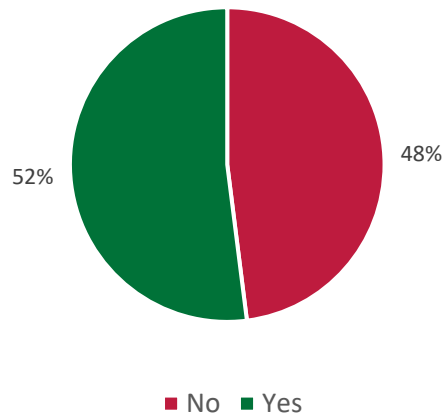
In addition, among eligible respondents, 94% indicated they would use wraparound childcare services such as after school and breakfast clubs if it were available in their area.

Therefore, we anticipate high demand for the delivery of new wraparound places and the school-based nursery expansion.

The main reason given for accessing childcare was to enable access to work.



## Are you able to arrange childcare flexibly to meet your needs?

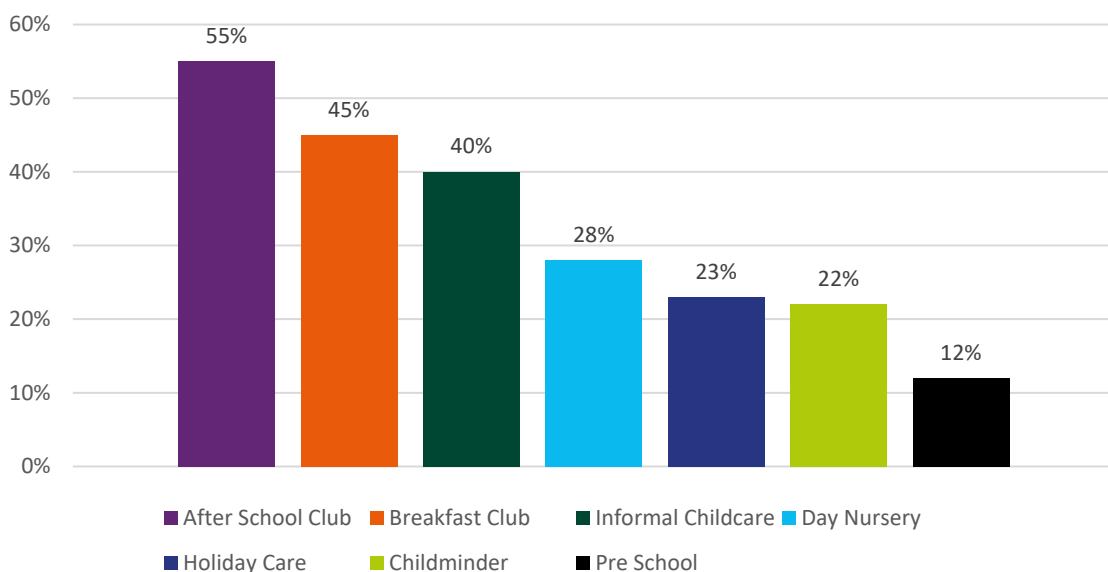


This question covers both formal and informal childcare.

52% felt they could arrange flexible childcare to meet their needs. This remains stable from last year despite the increase of demand for childcare in the borough. In addition, some parents commented that they did not need to organise formal childcare flexibly:

- ‘My partner and I can share childcare responsibilities (e.g. due to our working patterns).’
- ‘I am fortunate that between me and my partner working opposite shifts and being able to work a few days a week at home - we just about manage.’

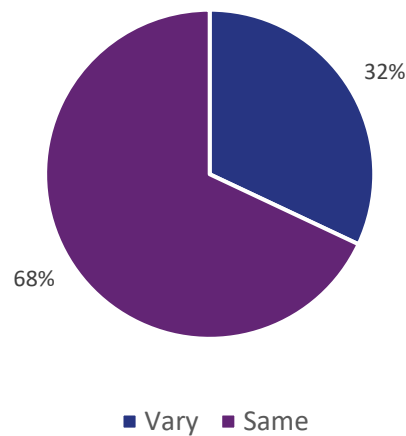
## What type of childcare do you prefer to use ?



Most respondents stated that they prefer to access wraparound childcare such as After School and Breakfast Clubs. This response may be indicative of the increased outreach to families with school aged children compared to previous years.

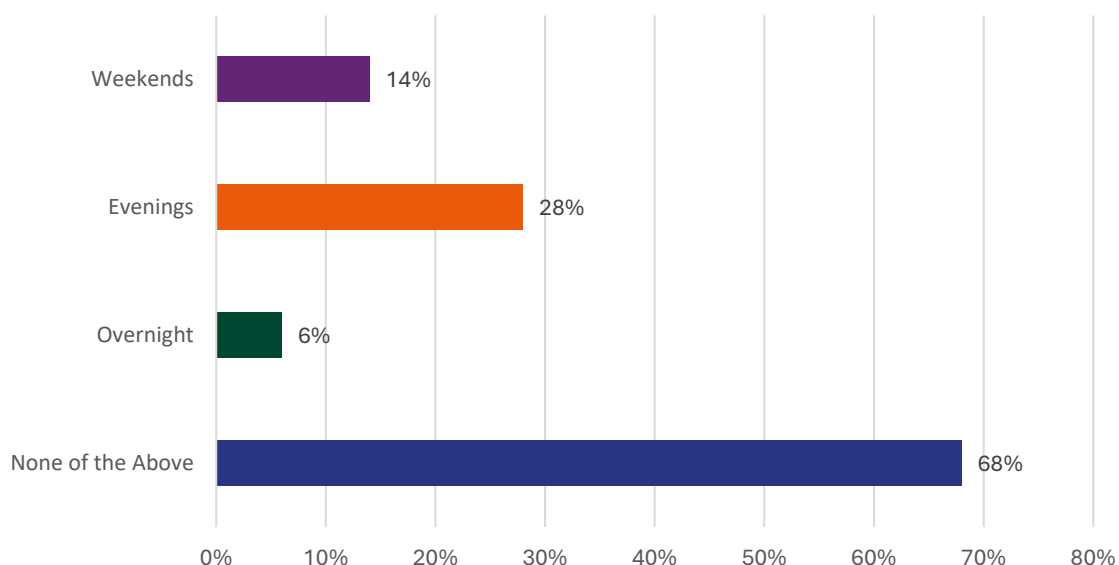
68% of respondents reported consistent childcare needs week to week, whilst 32% needs varied. This is an increase on previous years and highlights the significance of flexible childcare.

### Are your childcare needs usually the same week to week, or do they vary?



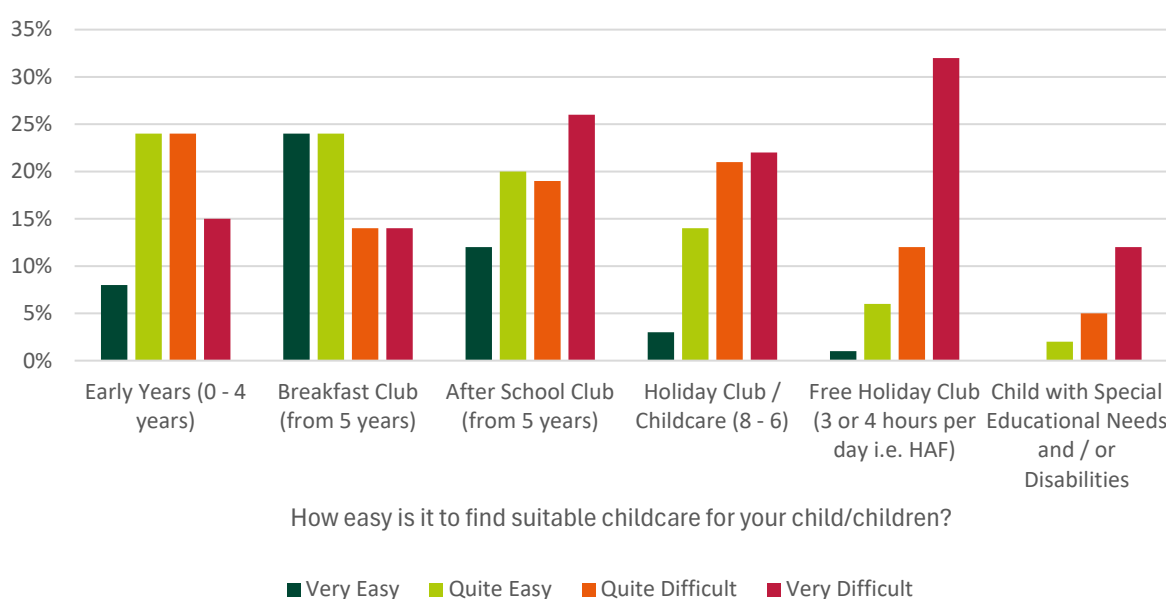
Most respondents (68%) did not require childcare during evenings, weekends, or overnight. However, 28% needed evening care, 14% needed weekend care, and 6% required overnight care.

### Do you require childcare at any of the following times?



The primary reason cited by parents for not utilizing formal childcare is its high cost, with 15% of parents indicating this as their main concern. Additionally, 7% mentioned the difficulty of finding available slots, and others specifically noted that whilst they could find vacancies, none were conveniently located near their homes. This is down from 10% of families who reported the same issue the previous year.

### How easy is it to find suitable childcare for your child/children?



There has been an increase of respondents stating that they can find suitable childcare easily across all types of provisions. Notably 63% of respondents who use Breakfast clubs, find them easy to access.

35% of respondents use Funded Early Education Hours to pay for childcare. However, 28% were unaware of the Early Years funded hours increase, with 37% not knowing about the 9-month-old entitlement (30 hours a week). Additionally, 63% said they would use the new funded hours if eligible.

Comments from respondents included:

- ‘Finding childcare is not an issue, paying for it is an issue.’
- ‘We have places in private before and after school clubs, but the places are hard to get, and the choices are very limited.’

- 'Current nursery has catered for him and been incredibly flexible.'
- 'Nursery places are hard to get for babies.'
- 'After school club is not available at my child's school which makes it difficult for us to work, and we have struggled with this since she started school. We do have to use the breakfast club most days but the 8am start is quite late to enable us to get to work on time - a 7:30am start would be significantly better.'

## Appendix A: Ward Profiles

The attached ward profiles provide a breakdown of childcare by local area. This includes location of providers, population, number of places, provider type and childcare ratio.

The Ward Profiles are organised by Area council:

### Central Area

- Central
- Dodworth
- Kingstone
- Stairfoot
- Worsbrough

### Dearne Area

- Dearne North
- Dearne South

### North Area

- Darton East
- Darton West
- Old Town
- St Helens

### North East Area

- Cudworth
- Monk Bretton
- North East
- Royston

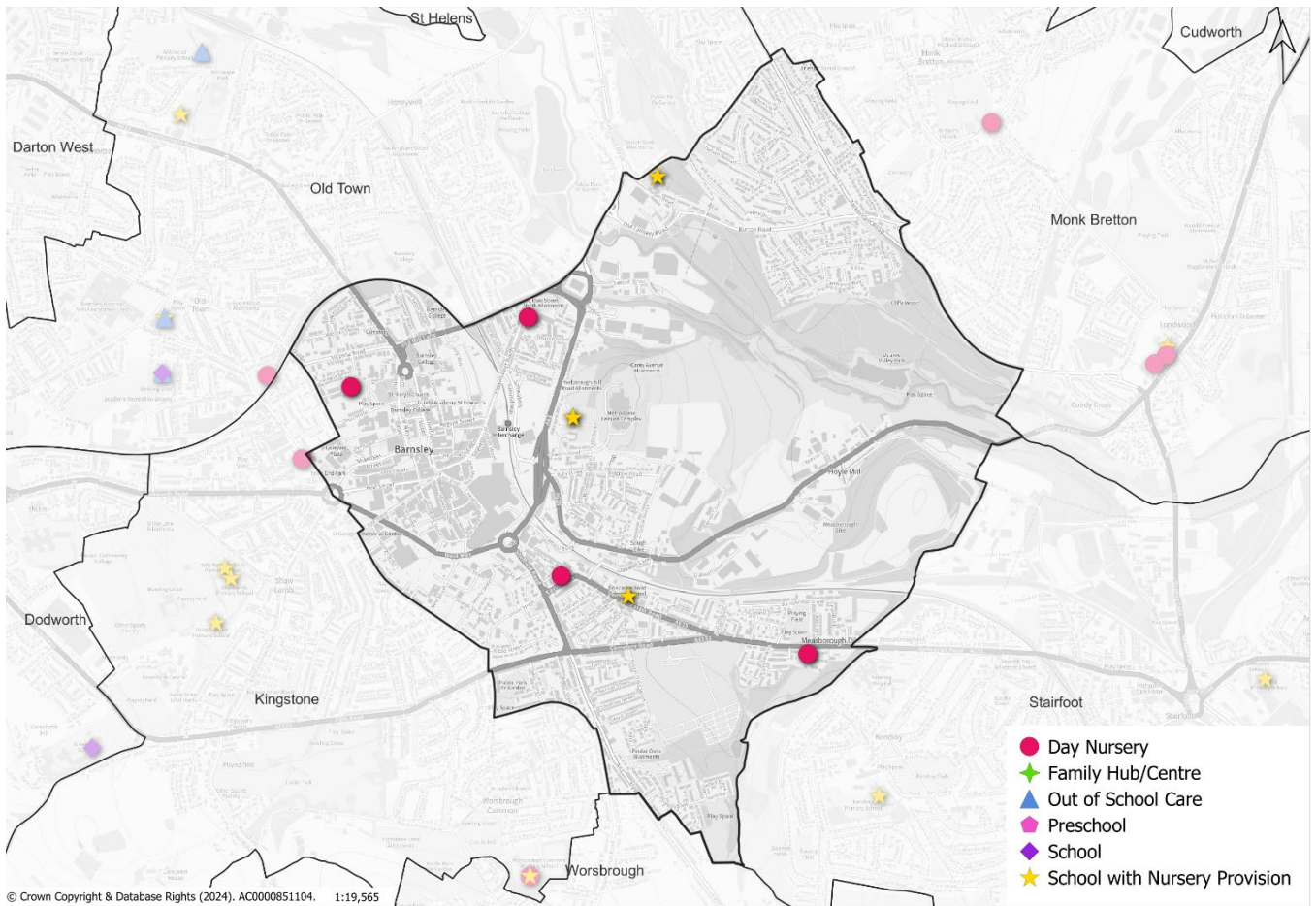
### Penistone Area

- Penistone East
- Penistone West

### South Area

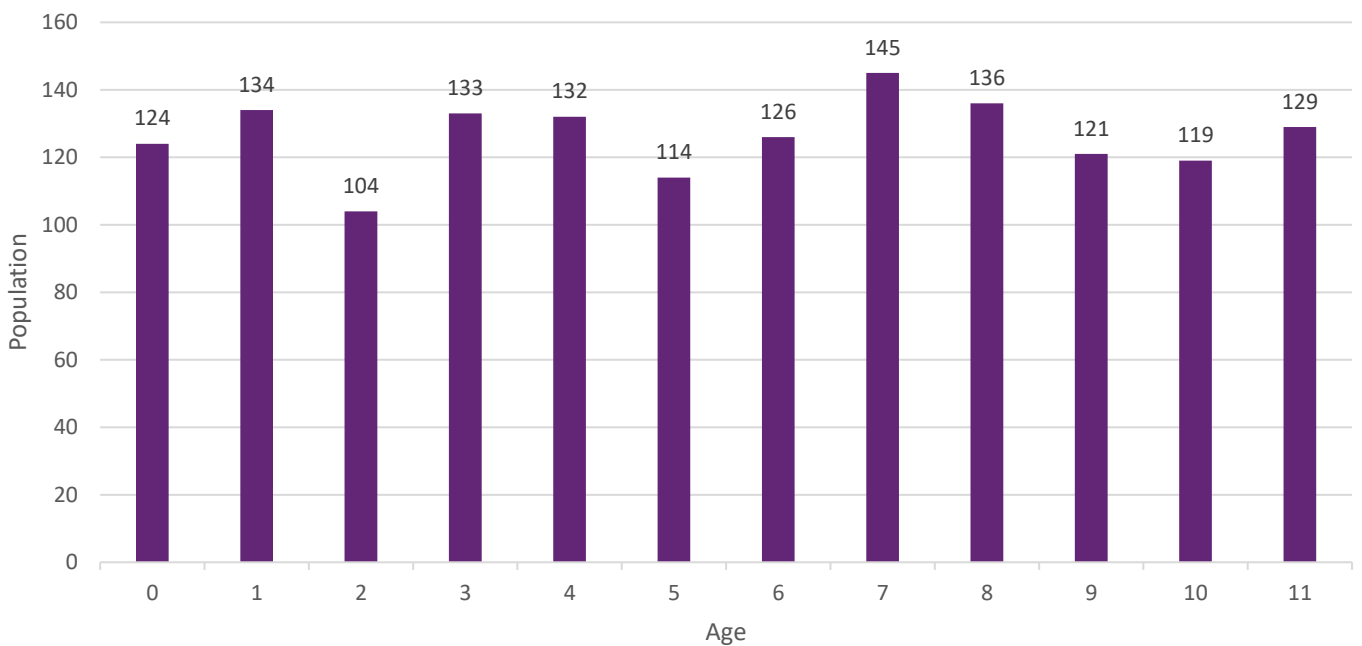
- Darfield
- Hoyland Milton
- Rockingham
- Wombwell

# Central Ward



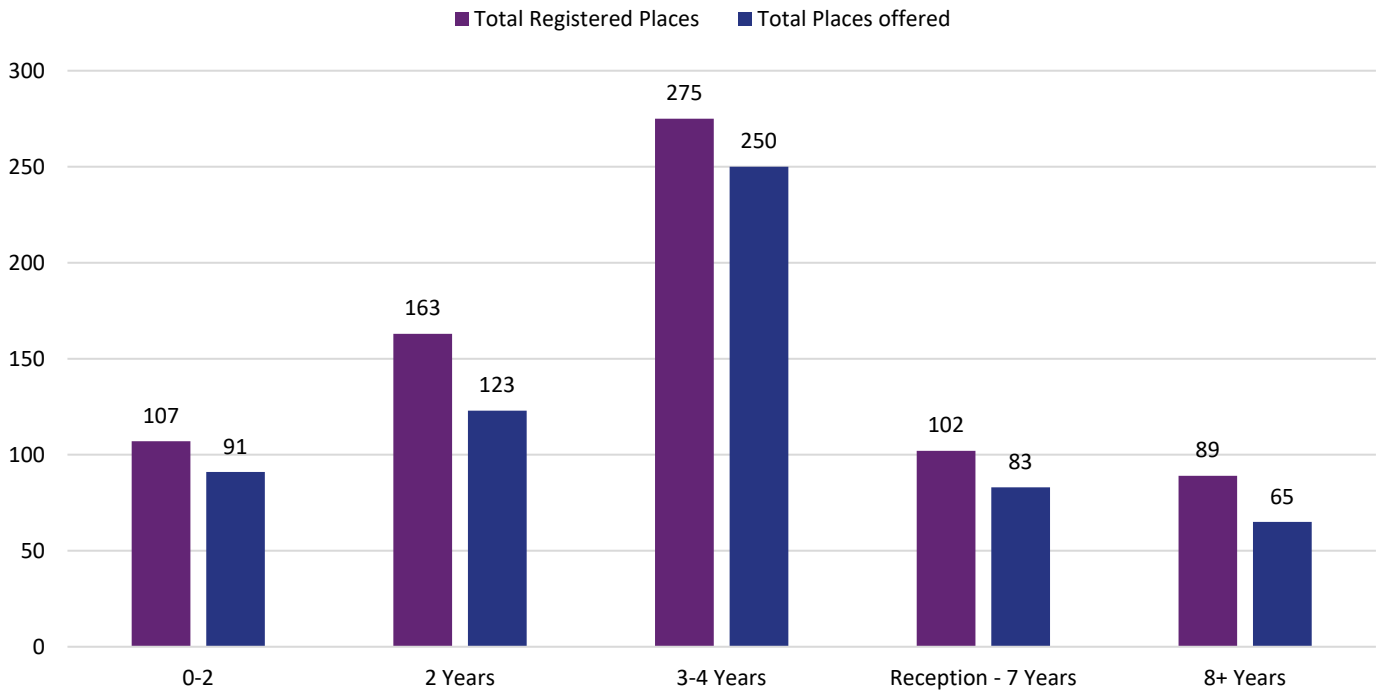
Map of Providers in Central Ward

## Children by Age Group:

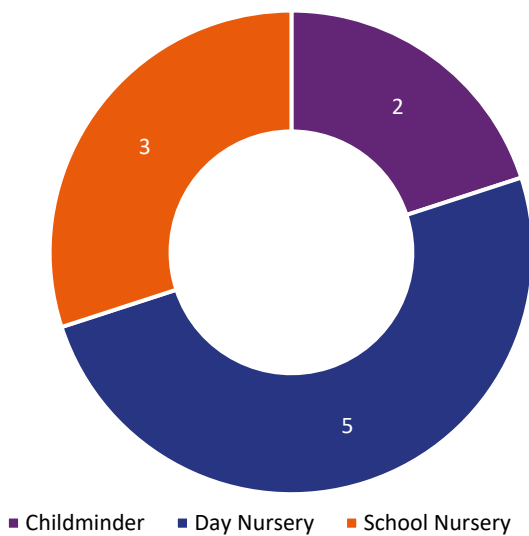




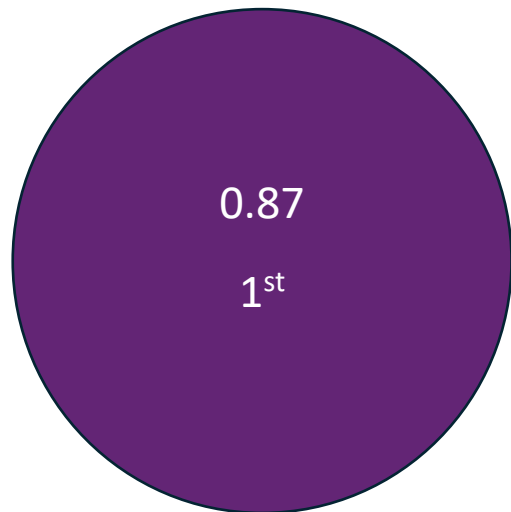
## Registered OFSTED places/ Total places offered:



Provider Type



Childcare Ratio



### Ward Comments:

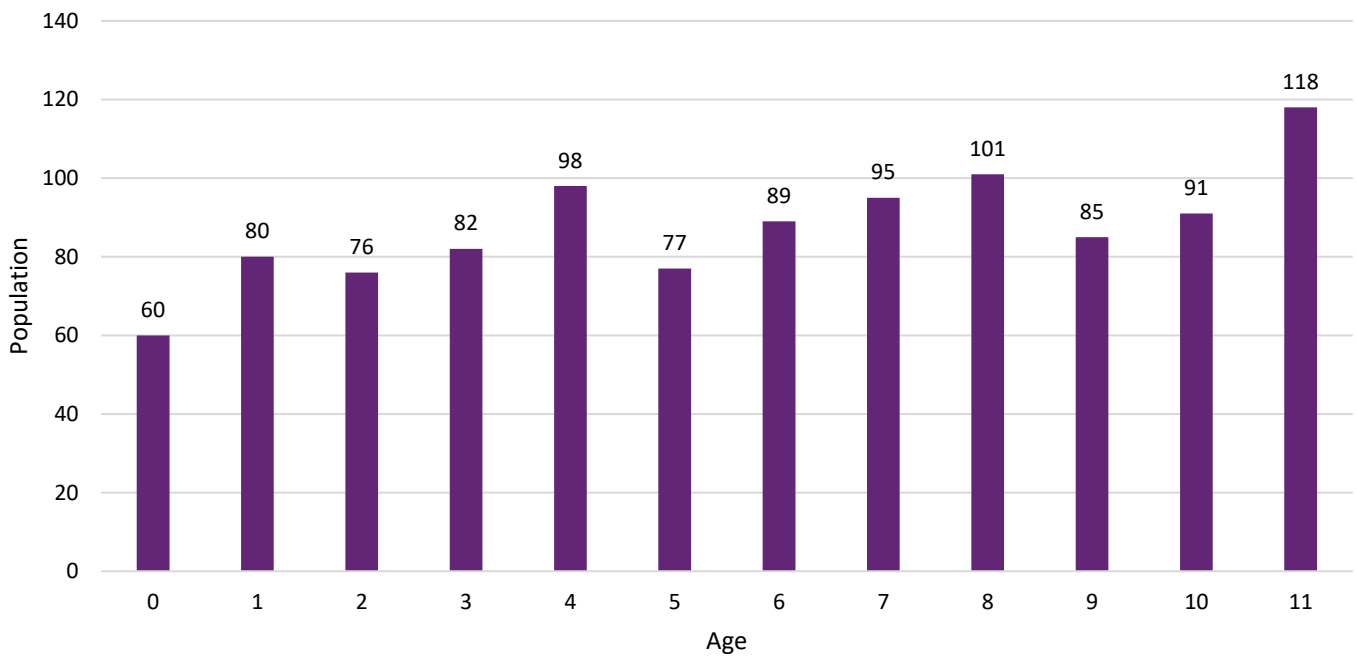
- Central Ward has the highest childcare sufficiency ratio in the borough at 0.87, due to 464 offered Early Years places (including schools).
- The high childcare ratio reflects that many workers commute into the Town Centre to use childcare facilities closer to their workplace.
- A new childminder registered early Summer 2024.

# Dodworth Ward



Map of Providers in Dodworth Ward

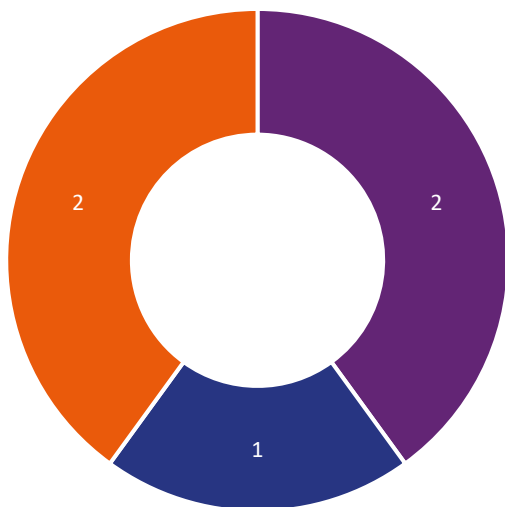
## Children by Age Group:



## Registered OFSTED places/ Total places offered:

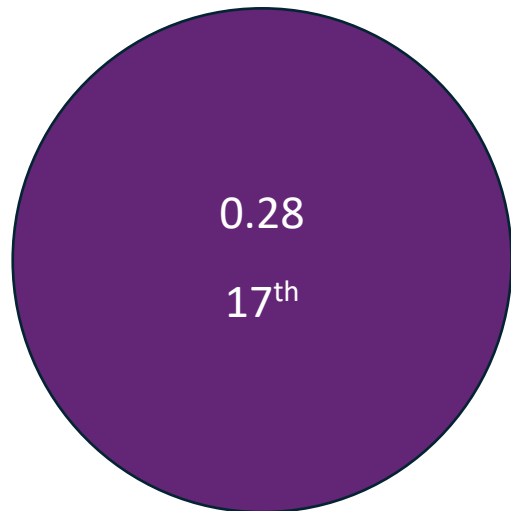


Provider Type



■ Childminder ■ Day Nursery ■ School Nursery

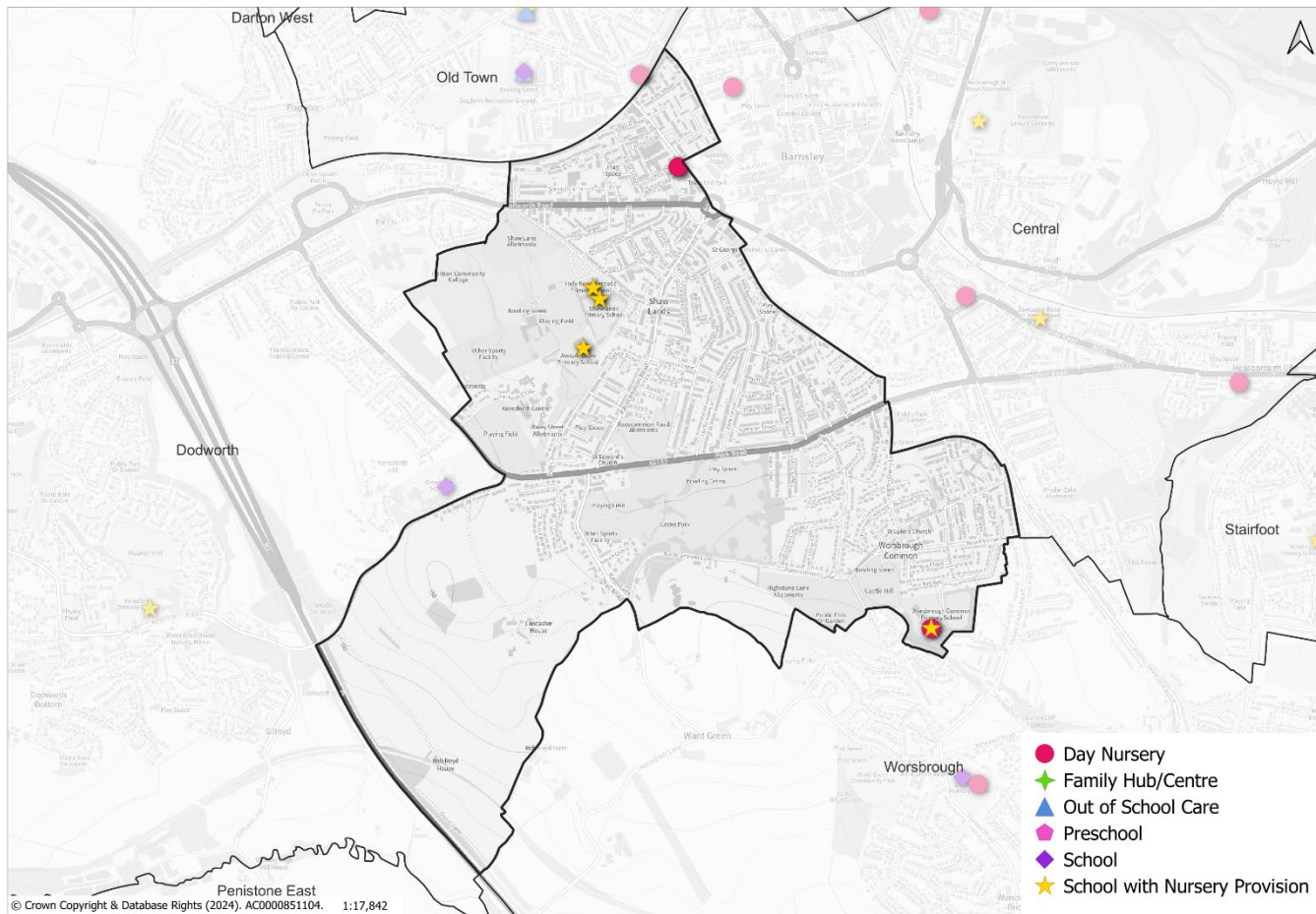
Childcare Ratio



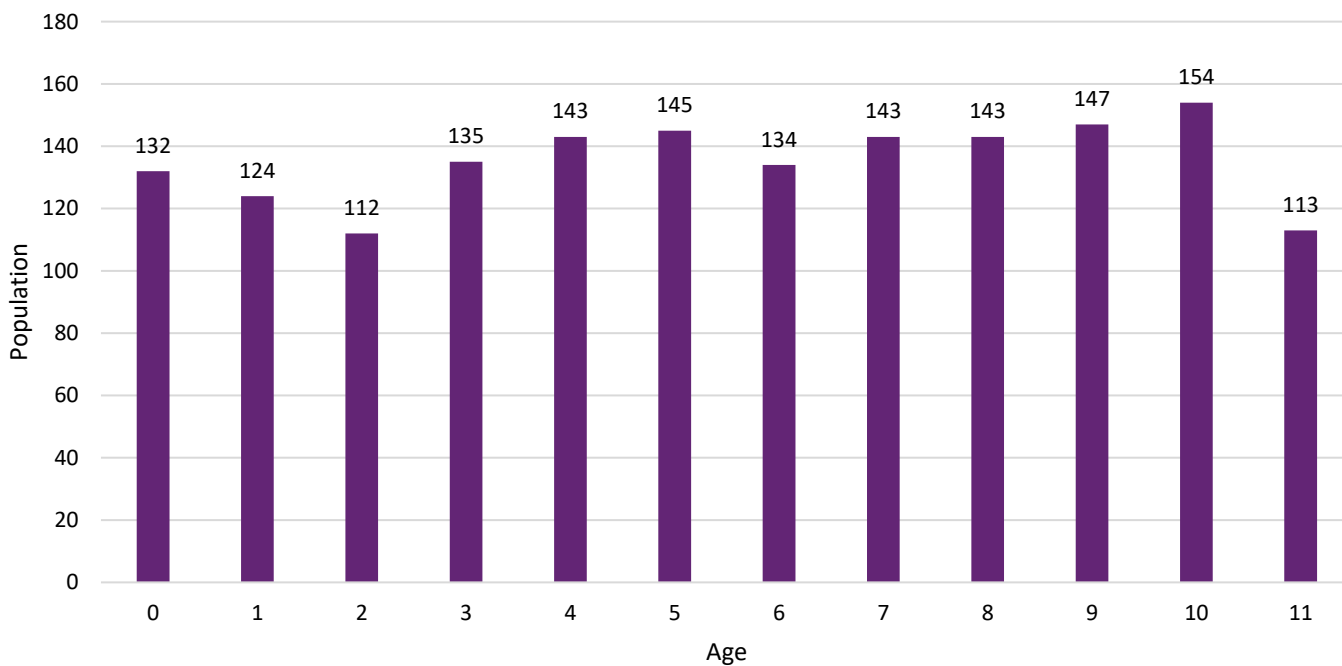
### Ward Comments:

- Dodworth Ward ranks 17<sup>th</sup> for Childcare Sufficiency across the Borough.
- Historically, there have always been low EYFS registered places however, a new Nursery is due to open in Spring 2025, creating 54 Early Years places.
- Dodworth are offering 100% of their registered funded places.
- The ward has the highest number of planned housing developments with 924 due to be built by 2029.

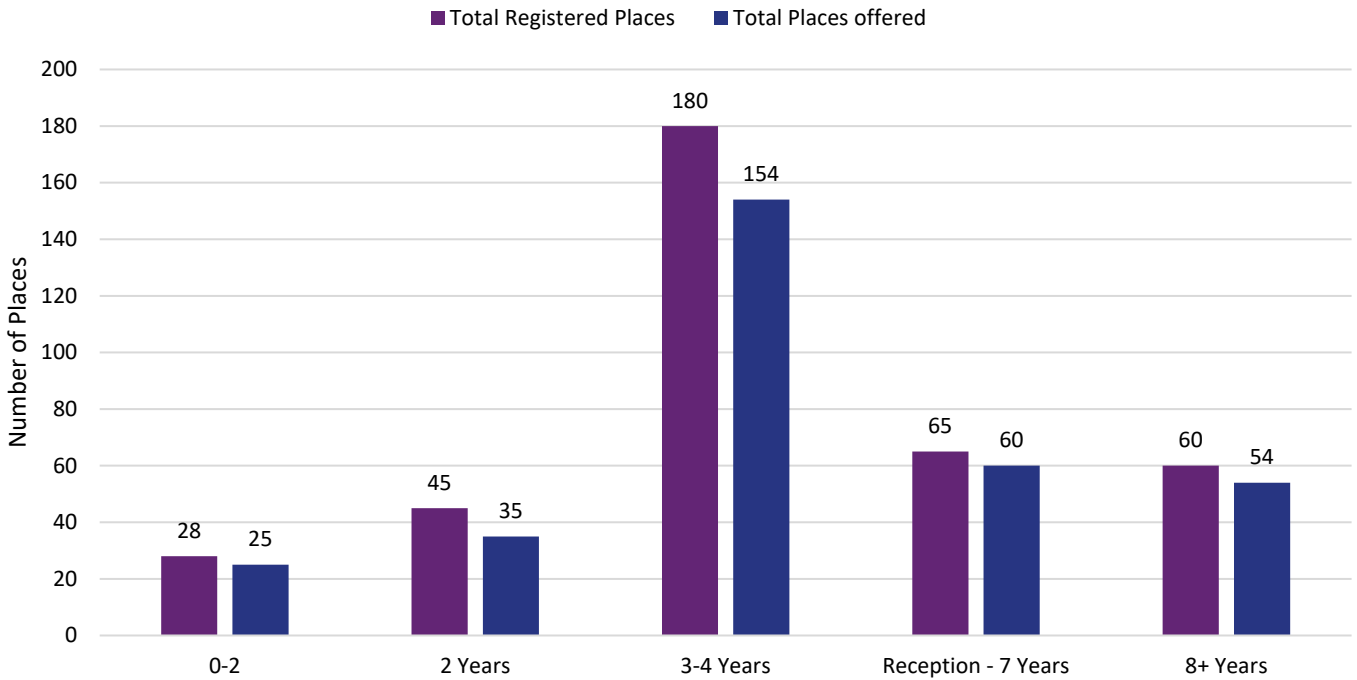
# Kingstone Ward



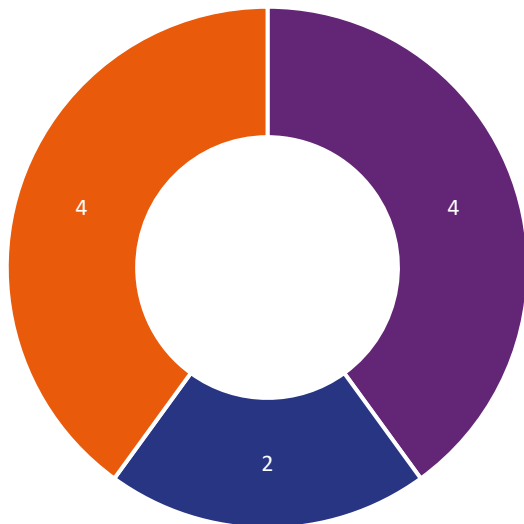
## Children by Age Group:



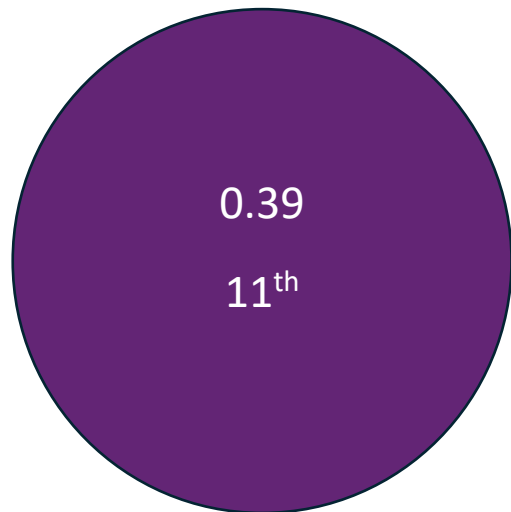
## Registered OFSTED places/ Total places offered:



Provider Type



Childcare Ratio

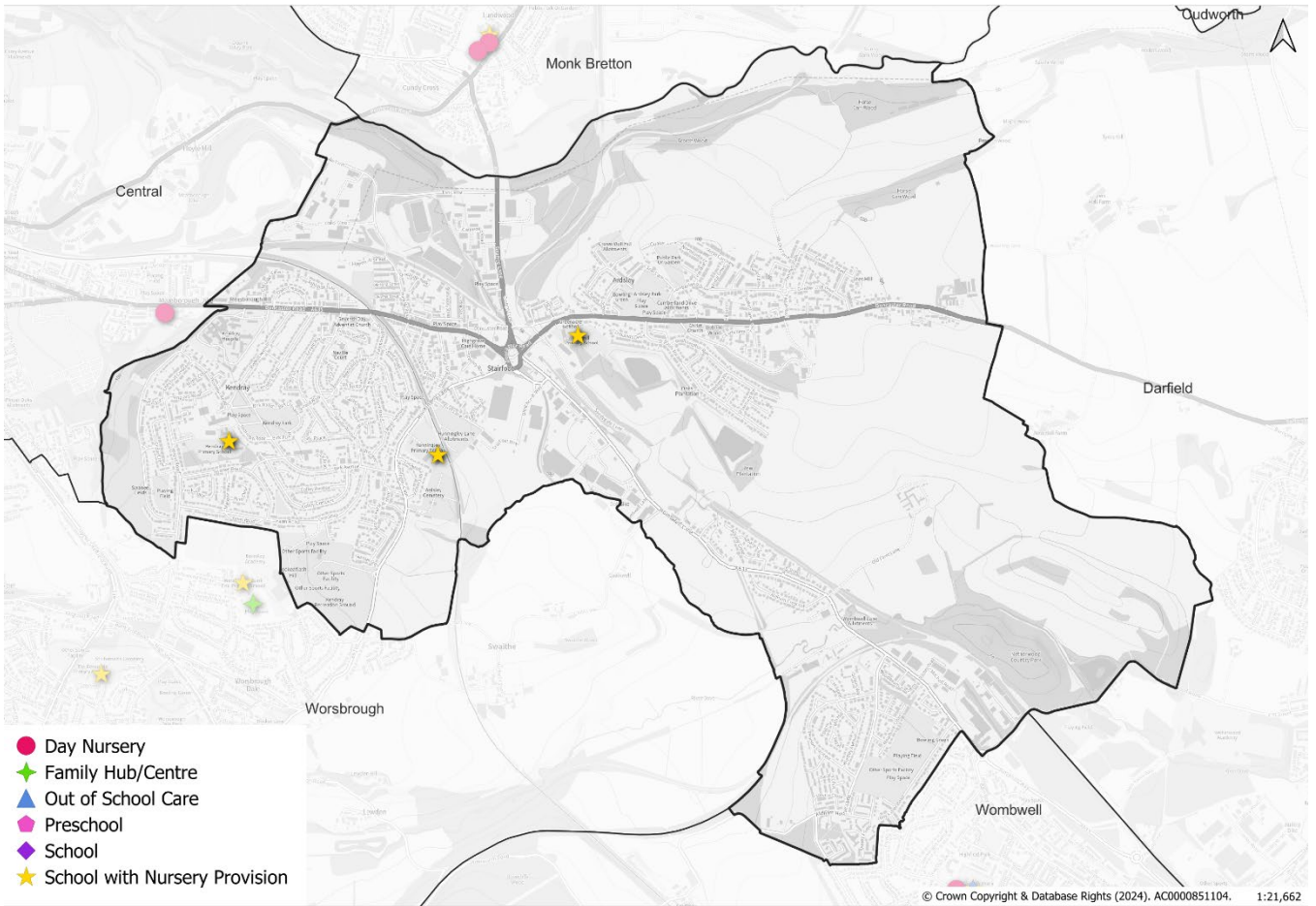


■ Childminder ■ Day Nursery ■ School Nursery

### Ward Comments:

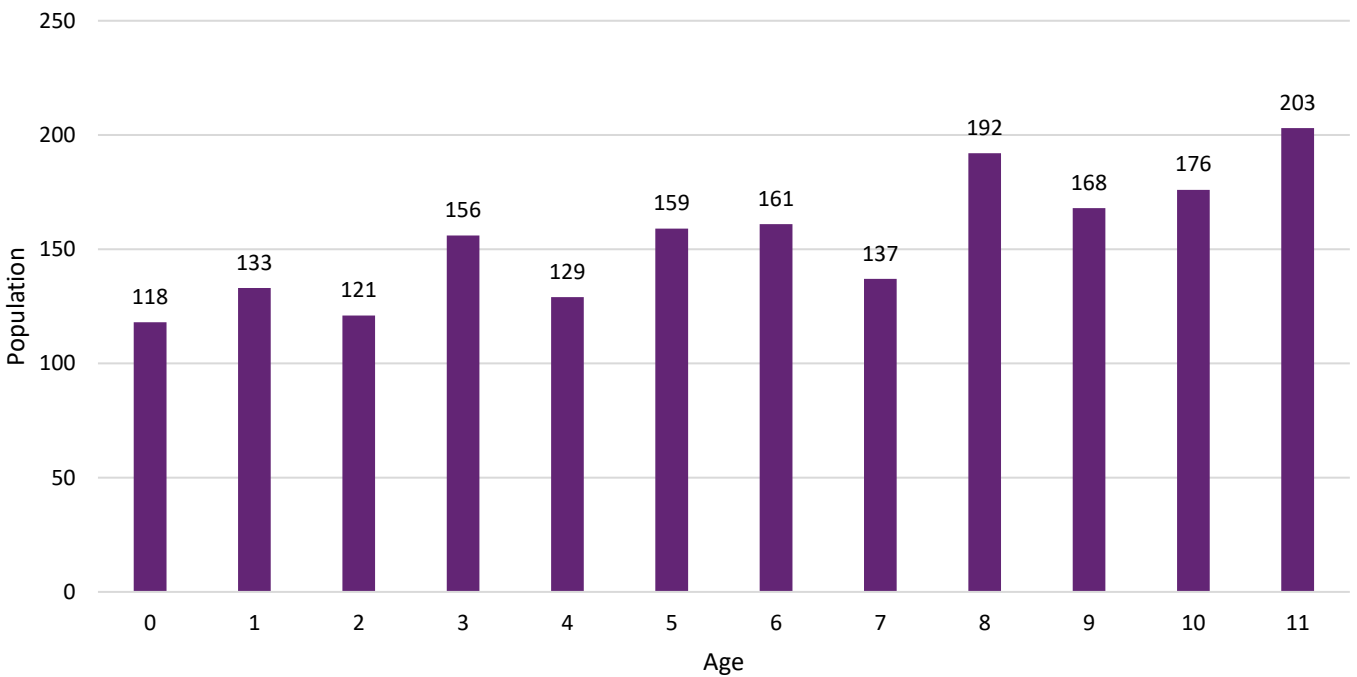
- Kingstone Ward ranks 11<sup>th</sup> for Childcare Sufficiency across the Borough.
- According to population data for the ward, there is significant need for childcare places especially for children aged 5 years and over.
- A local Day Nursery have created 6 new baby places and 10 new wraparound places under the DfE childcare and wraparound expansion. Moreover, one of the schools have also expanded their current wraparound provision under the government expansion, to meet the need of more before and after school childcare places for 5+ year olds.

# Stairfoot Ward

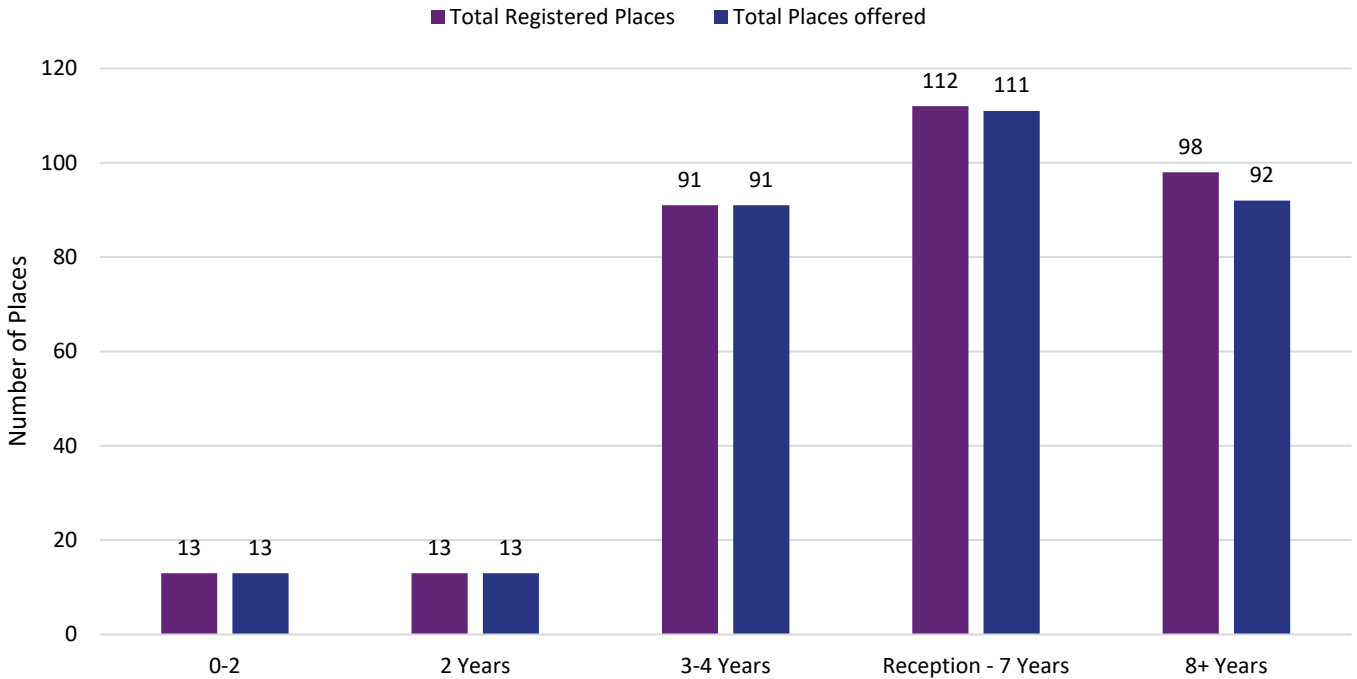


Map of Providers in Stairfoot Ward

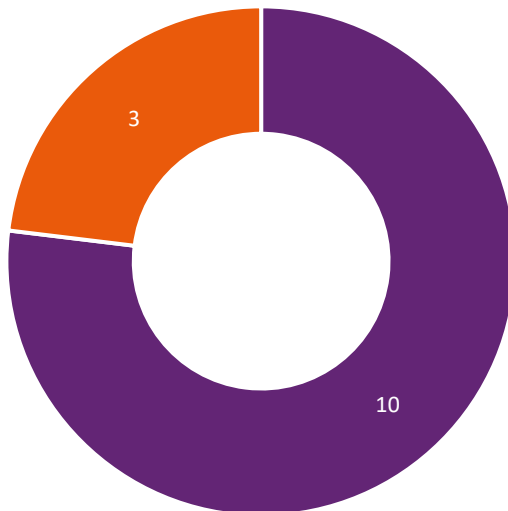
## Children by Age Group:



## Registered OFSTED places/ Total places offered:




Provider Type



■ Childminder ■ School Nursery

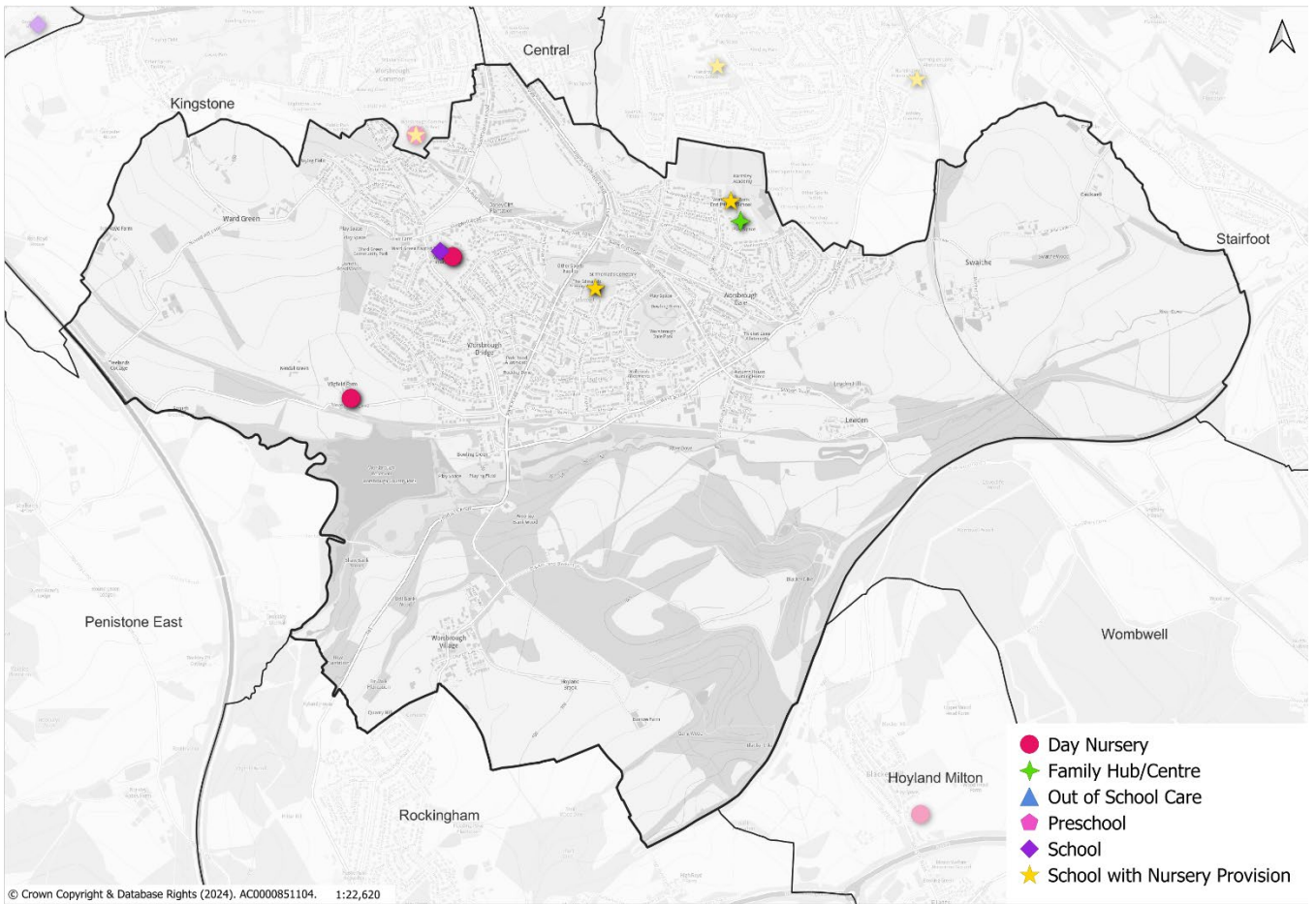
Childcare Ratio



### Ward Comments:

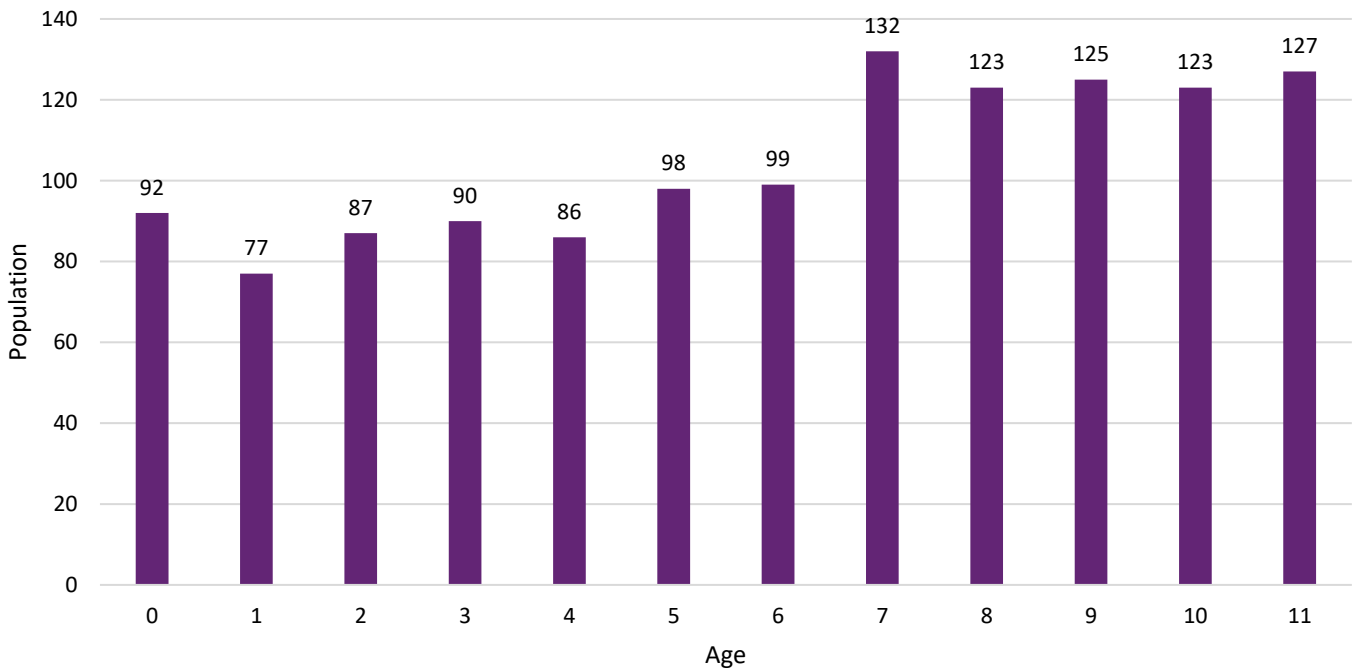
- Stairfoot Ward ranks joint 20<sup>th</sup> for Childcare Sufficiency across the Borough.
- There are 10 Childminders in the area which is more than most wards.
- There is a need to create more 0-2 year old places as there are no Day Nurseries in the area. However, the ward is part of the wider Central area partnership, which has an above average childcare ratio indicating many parents and carers may travel to neighbouring wards to access childcare.

# Worsbrough Ward



Map of Providers in Worsbrough Ward

## Children by Age Group:





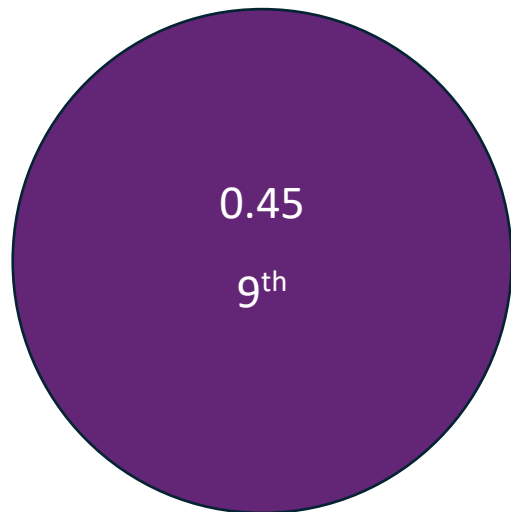
## Registered OFSTED places/ Total places offered:



Provider Type



Childcare Ratio

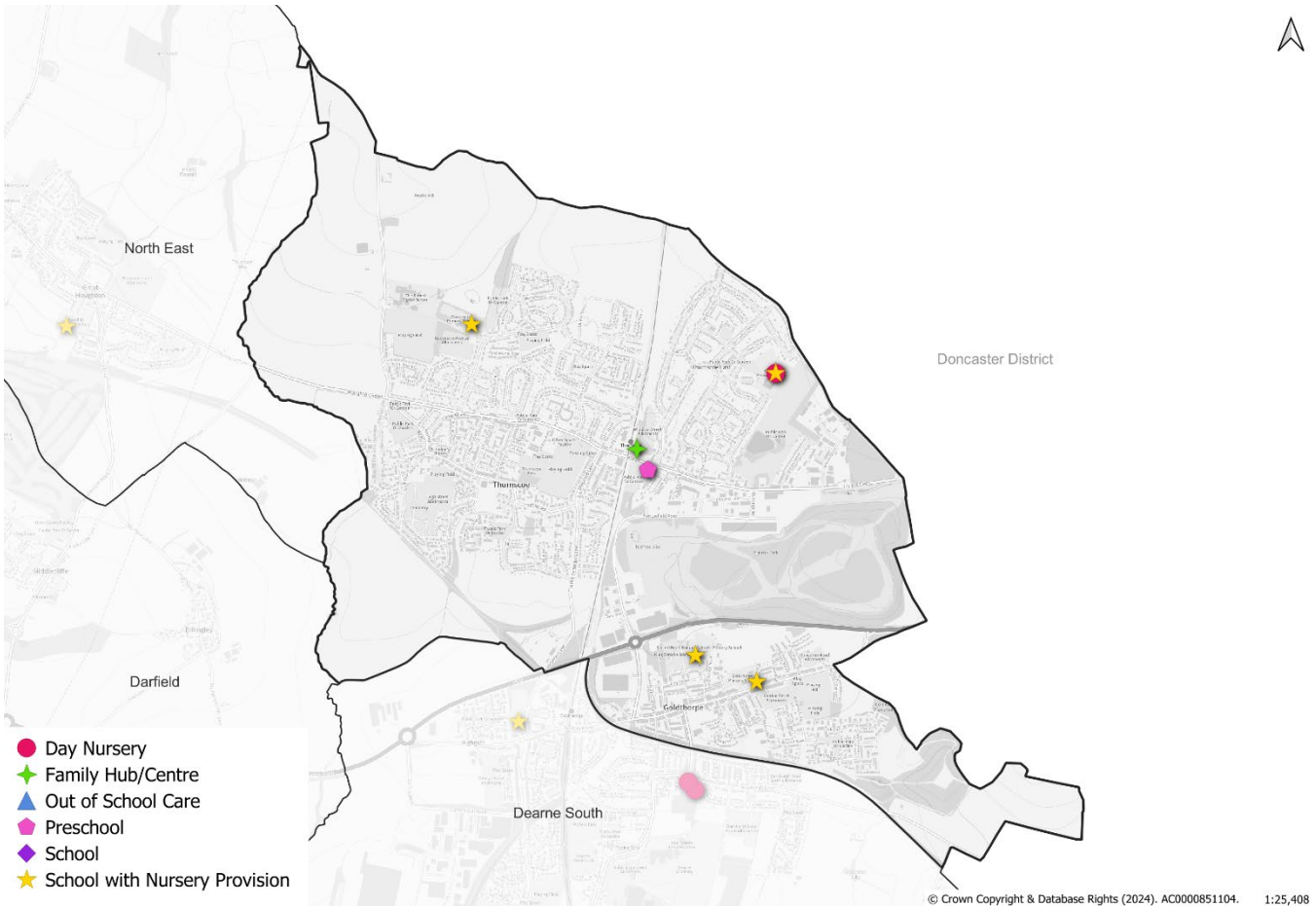


■ Childminder ■ Day Nursery ■ Family Centre ■ School Nursery

### Ward Comments:

- Worsbrough Ward ranks 9<sup>th</sup> for Childcare Sufficiency across the Borough.
- 84% of Early Years registered places are offered, which is low in comparison to neighbouring wards.
- No formal childcare offers registered places for 0-2 years which could pose an issue for working parents and carers in the area.
- One of the local Day Nurseries is a specialised outdoor provision which caters for 2-4 year olds.

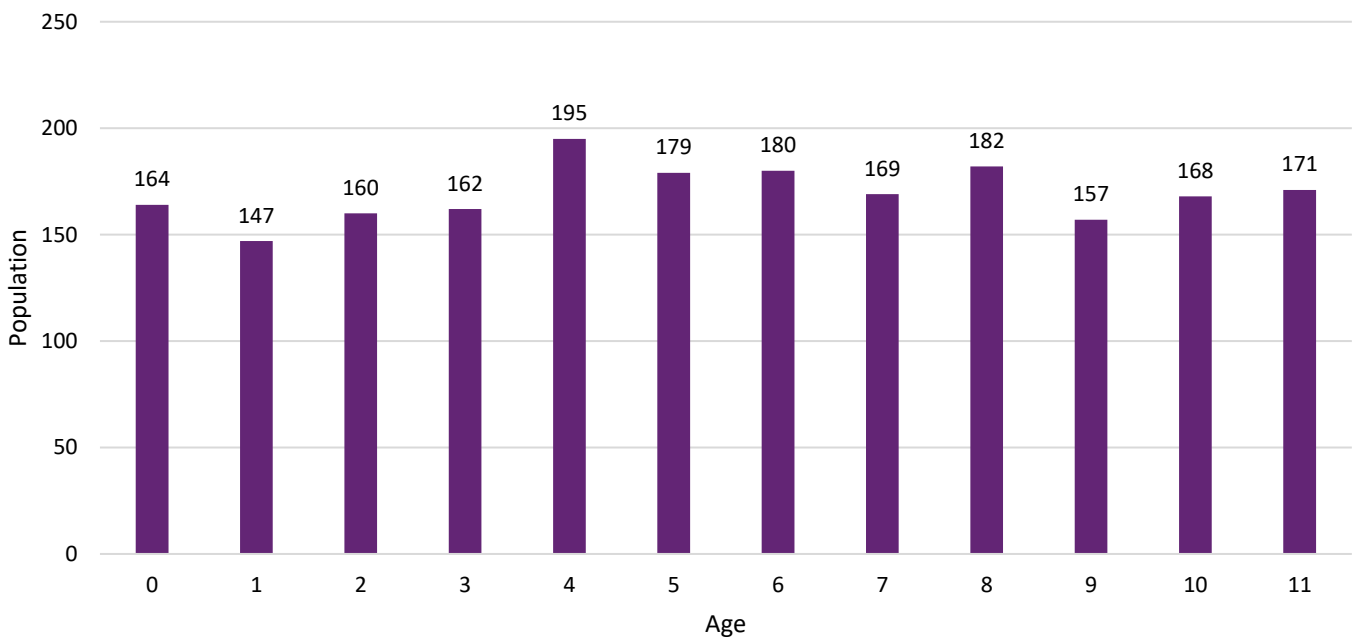
# Dearne North Ward



Map of Providers in Dearne North Ward

© Crown Copyright & Database Rights (2024). AC0000851104. 1:25,408

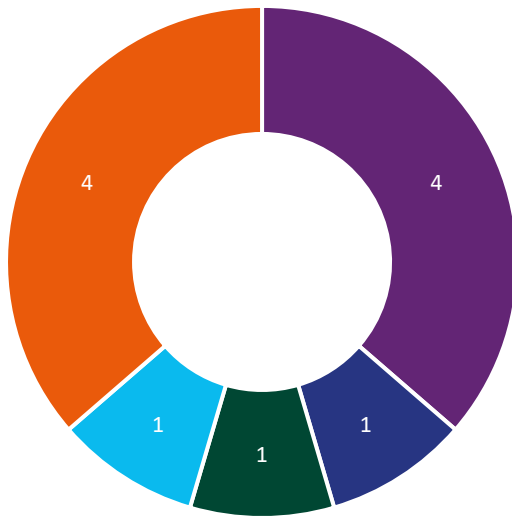
## Children by Age Group:




## Registered OFSTED places/ Total places offered:



Provider Type



Childcare Ratio

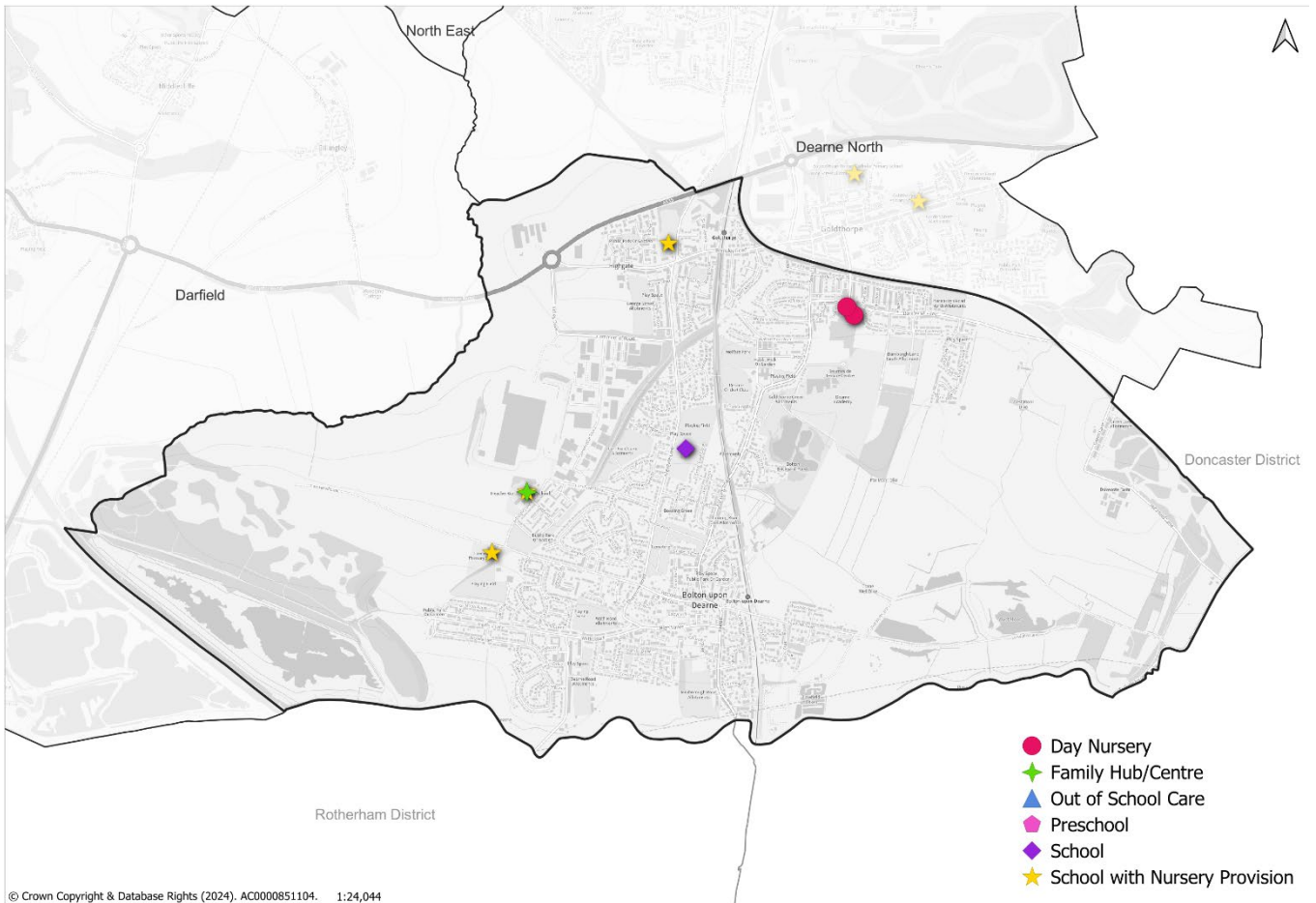


■ Childminder ■ Day Nursery ■ Family Centre ■ Sessional ■ School Nursery

### Ward Comments:

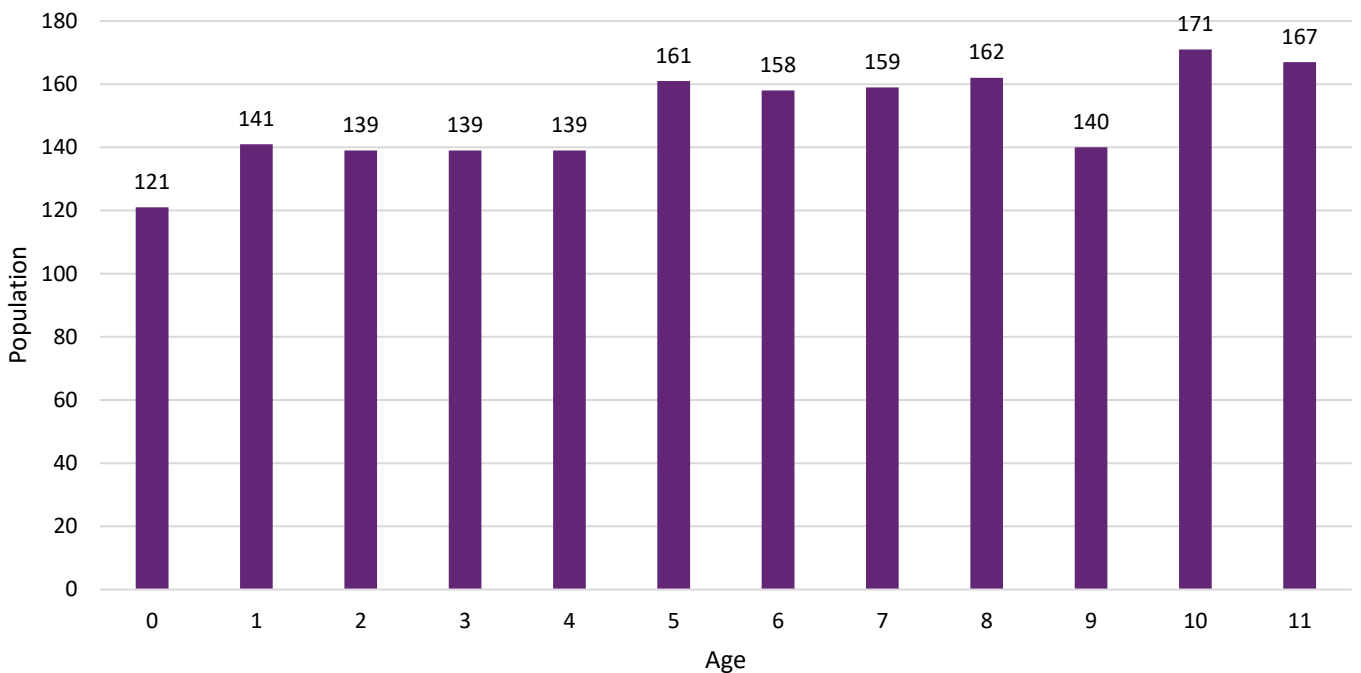
- Dearne North ranks 15<sup>th</sup> for Childcare Sufficiency across the Borough. Dearne North ranks joint 15<sup>th</sup> for Childcare Sufficiency across the Borough.
- There are 5 different provider types in the ward.
- 30 wraparound places have been added as part of the wraparound expansion programme.
- The childcare ratio in Dearne North is slightly below the childcare ratio in the neighbouring ward, Dearne South.

# Dearne South Ward



© Crown Copyright & Database Rights (2024), AC0000851104. 1:24,044  
 Map of Providers in Dearne South Ward

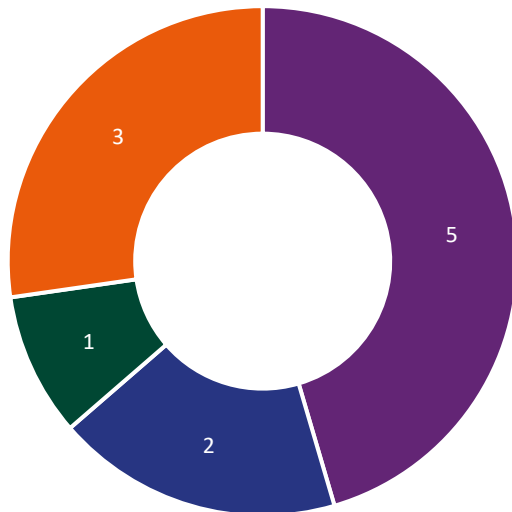
## Children by Age Group:



## Registered OFSTED places/ Total places offered:




Provider Type



■ Childminder ■ Day Nursery ■ Family Centre ■ School Nursery

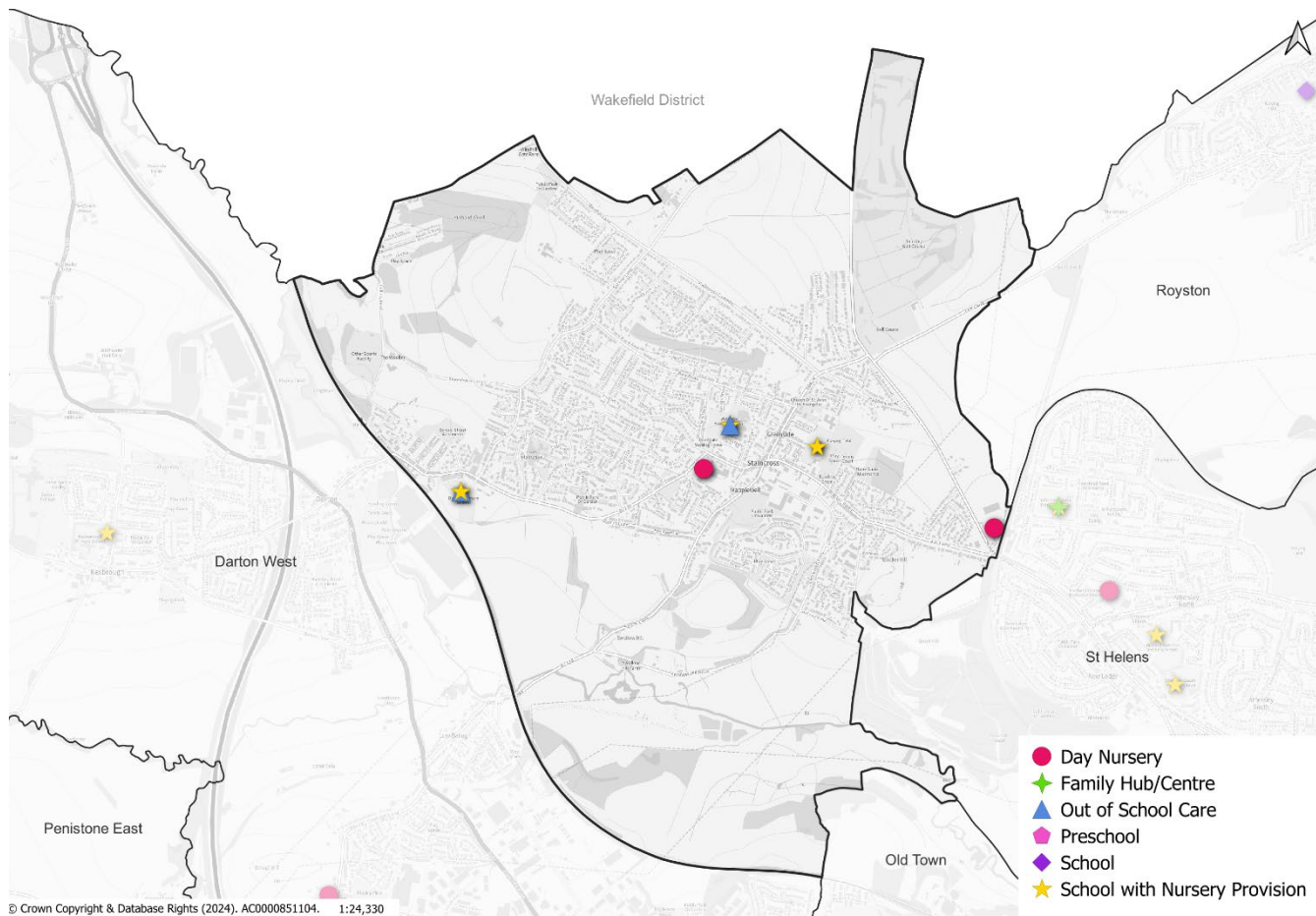
Childcare Ratio



### Ward Comments:

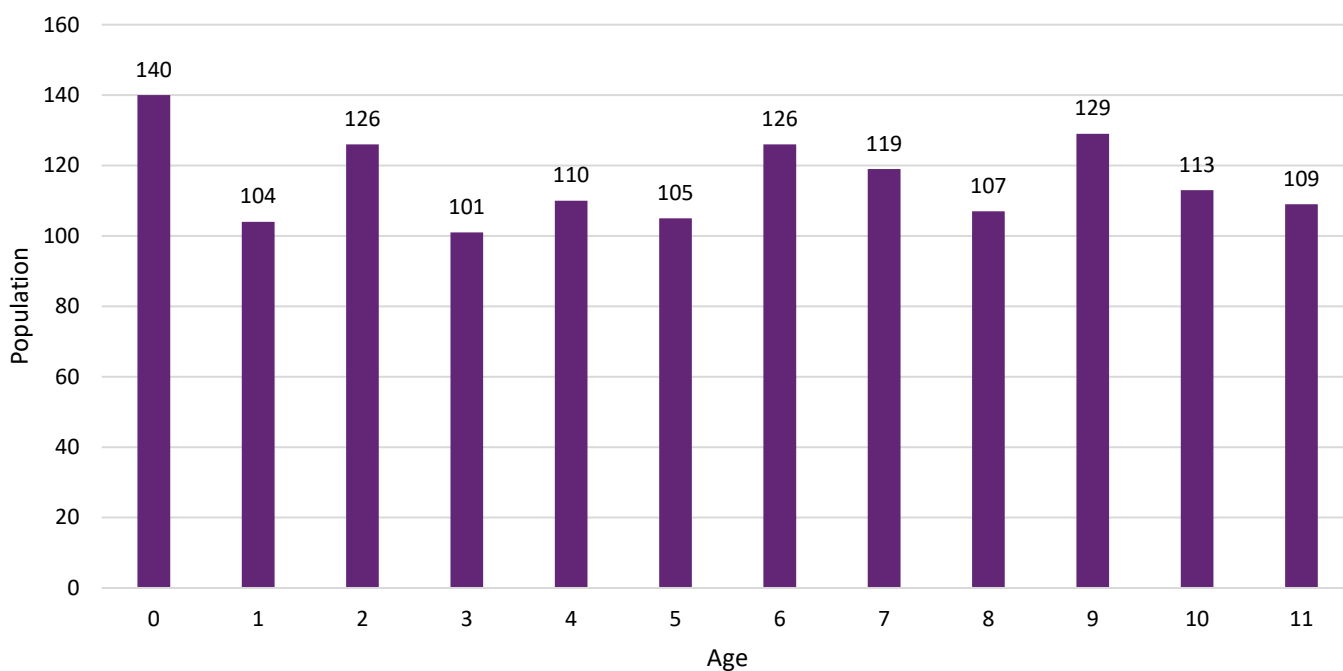
- Dearne South ranks 15<sup>th</sup> for Childcare Sufficiency across the Borough. Dearne South ranks joint 15<sup>th</sup> for Childcare Sufficiency across the Borough.
- There are no exclusive Out of School providers other than 5 Childminders, however 61 wraparound places and 25 afterschool care places have been added to the ward which supports working parents and carers.
- While funded 3–4-year-old places are the most common in the area, the recent childcare expansion funding allowed one Nursery to add 12 new baby places.

# Darton East Ward

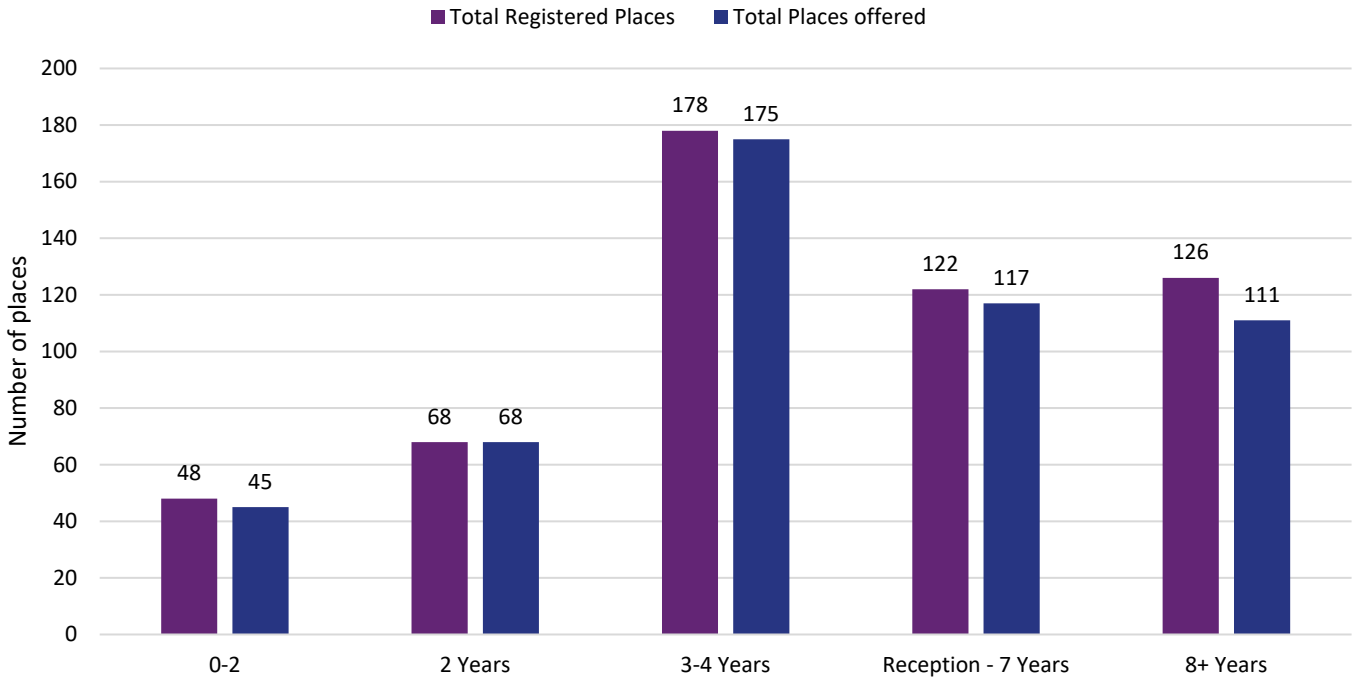


Map of Providers in Darton East Ward

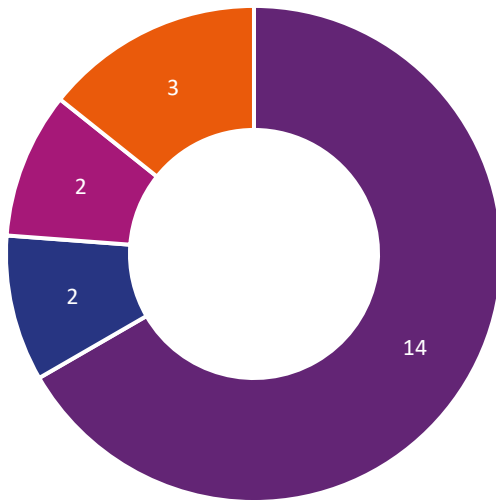
## Children by Age Group:




## Registered OFSTED places/ Total places offered:



Provider Type



Childcare Ratio



■ Childminder 
 ■ Day Nursery 
 ■ Out Of School 
 ■ School Nursery

### Ward Comments:

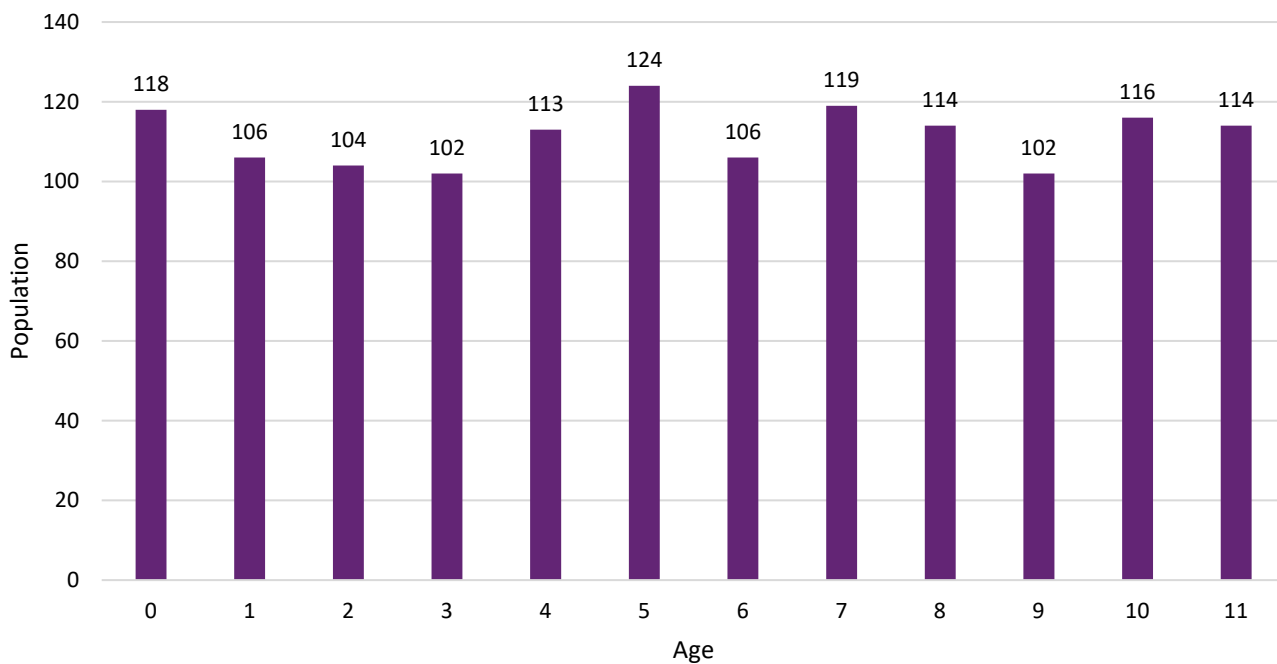
- Darton East has the highest number of Childcare providers across the Borough including 14 childminders.
- The childcare ratio is 0.57 partly due to the high supply of 3–4-year-old places.
- All schools in Darton East provide 3–4-year-old childcare, with an onsite Nursery.
- 98% of Early Years places are being offered, resulting in a high ratio of available spots within the ward.

# Darton West Ward



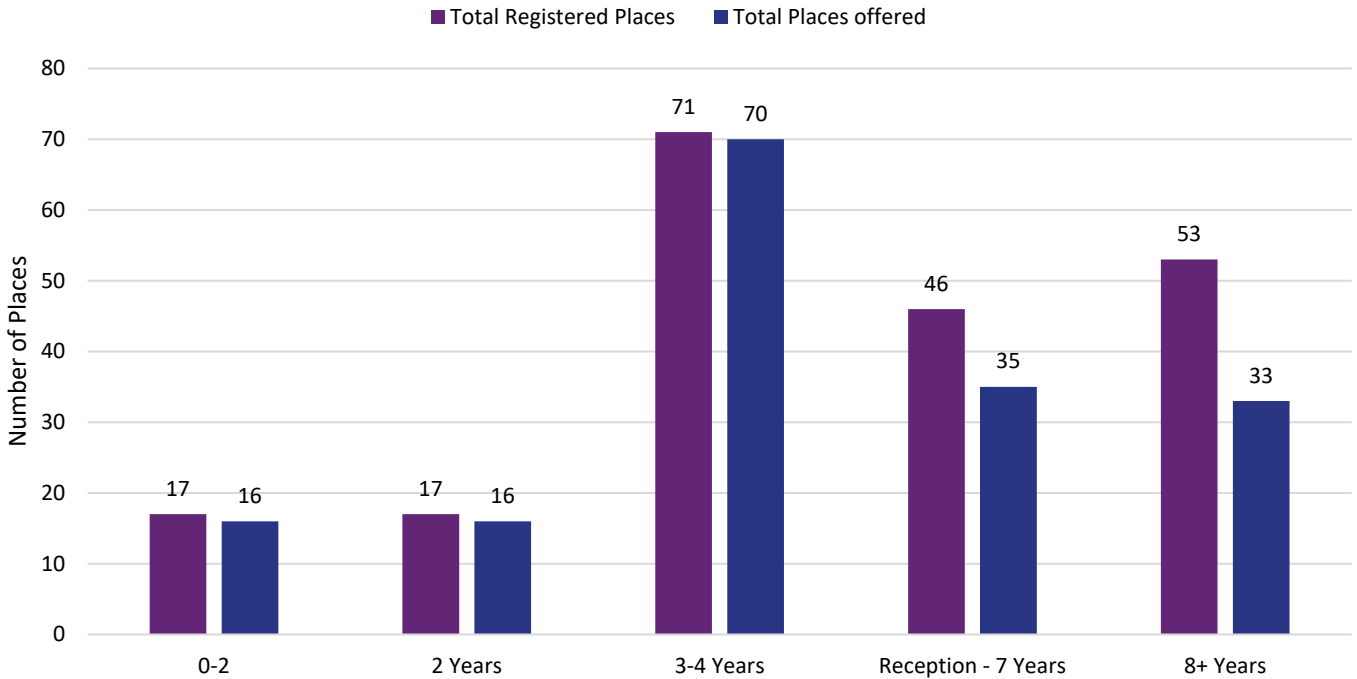
Map of Providers in Darton West Ward

## Children by Age Group:

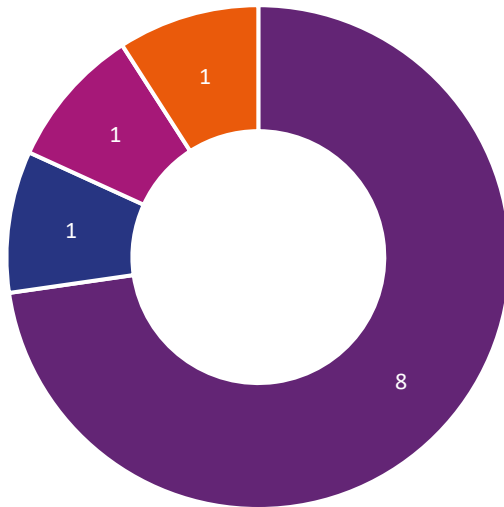




## Registered OFSTED places/ Total places offered:

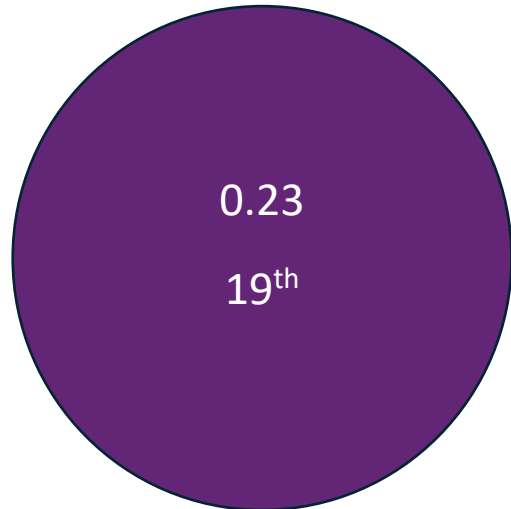


Provider Type



■ Childminder ■ Day Nursery ■ Out Of School ■ School Nursery

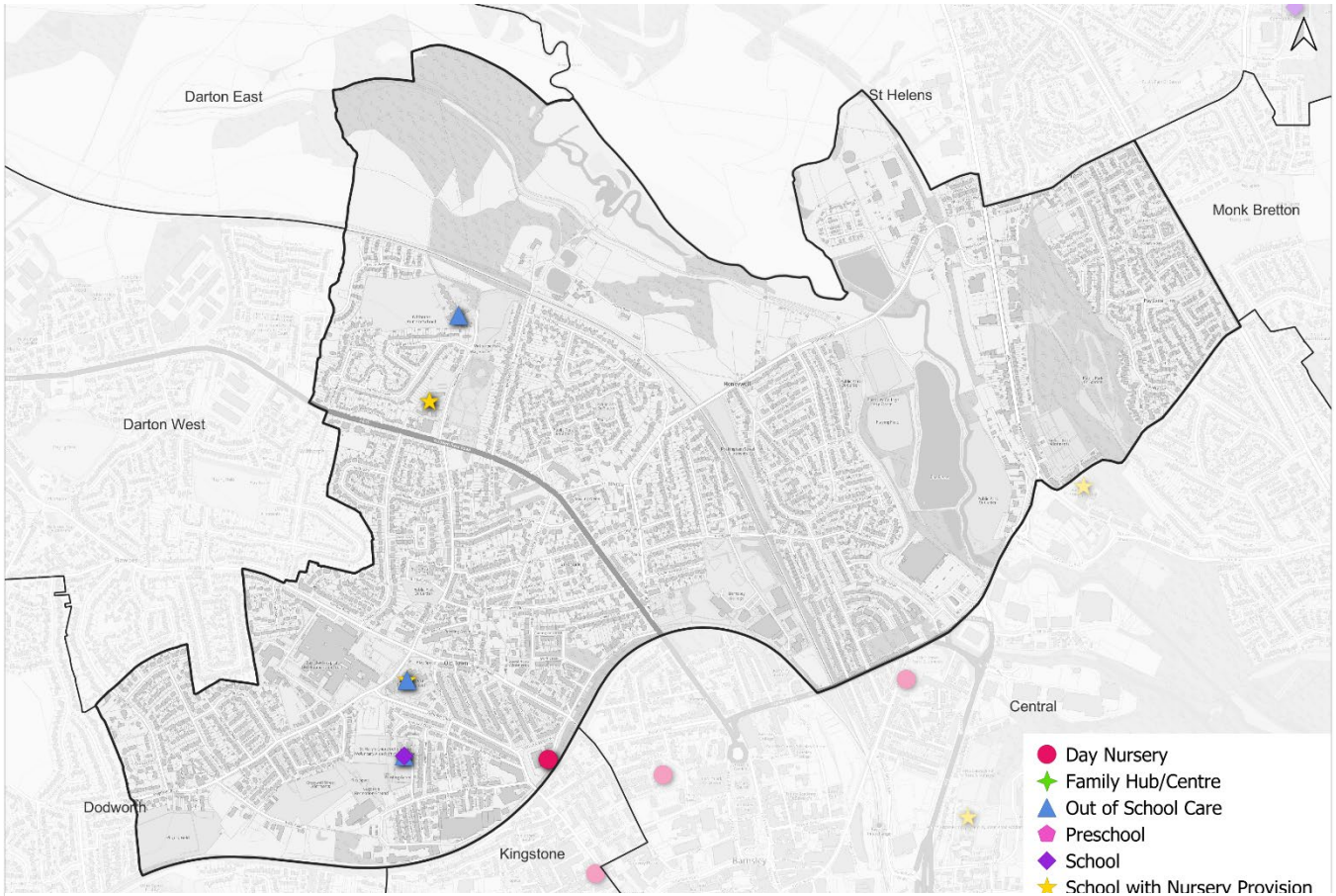
Childcare Ratio



### Ward Comments:

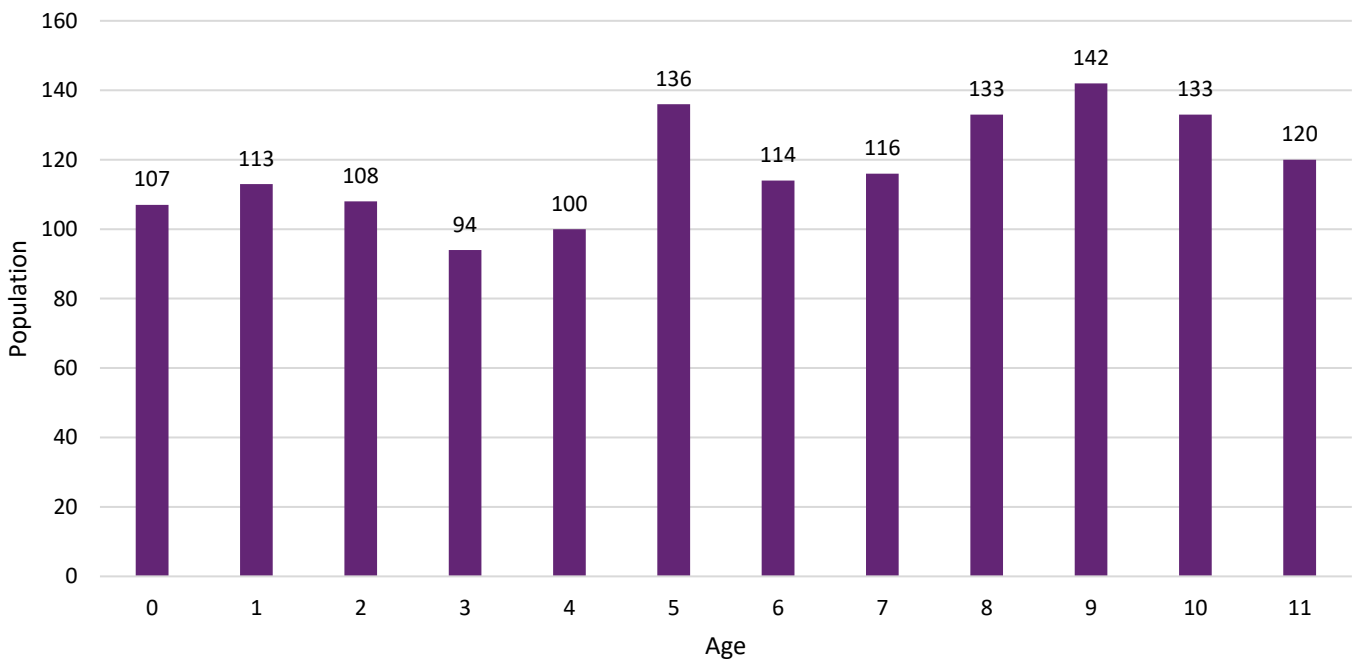
- Darton West has a childcare sufficiency ratio of 0.23, putting it in 19<sup>th</sup> place across the borough. Although there are a low number of places for 0–2-year-olds, 99% of registered places are offered.
- Since January 2024, two additional childminders have registered, and a new wraparound provision is set to open at a local primary school, offering 30 extra places for children aged 5 and above.

# Old Town Ward

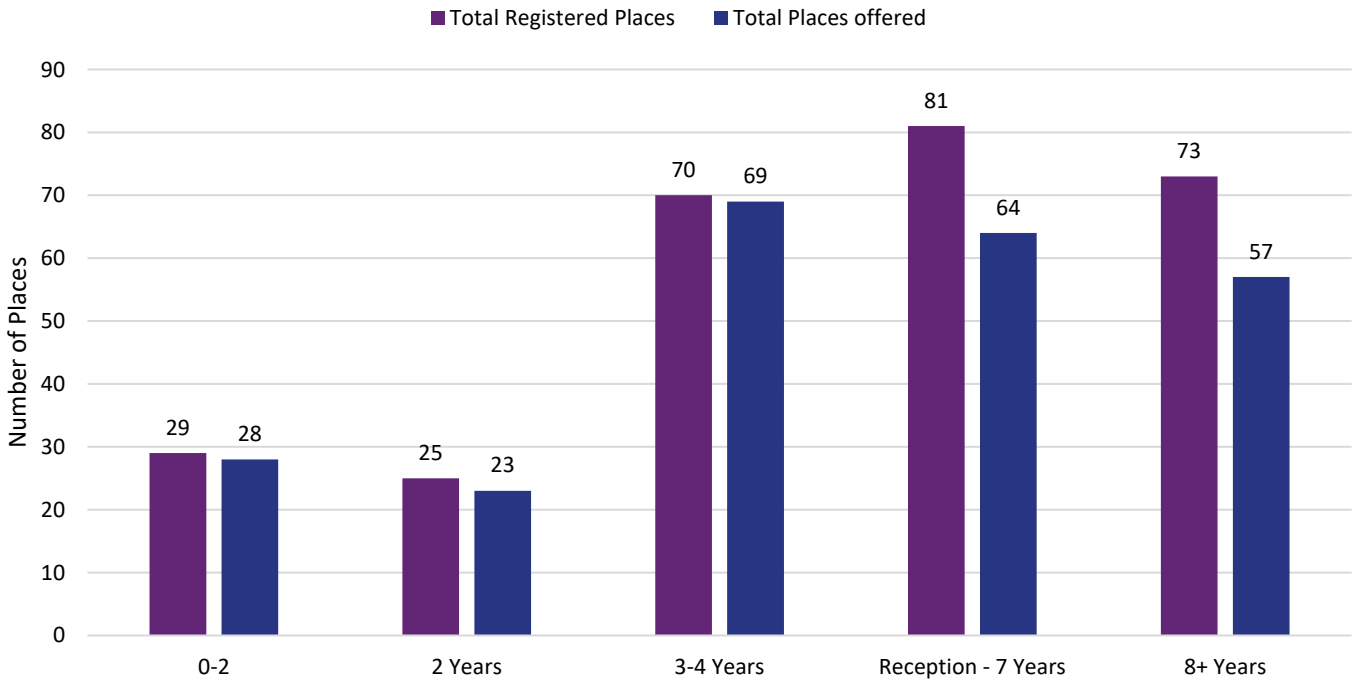


Map of Providers in Old Town Ward

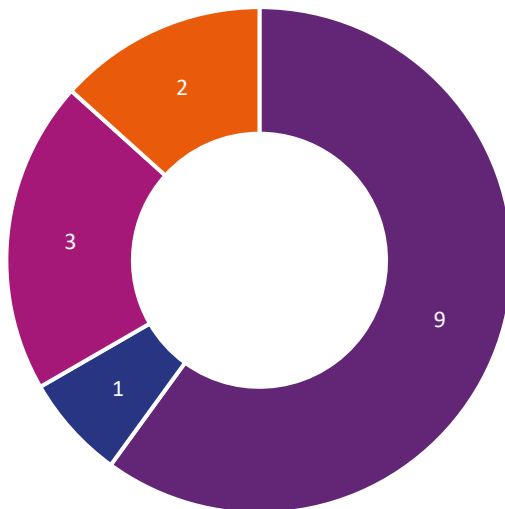
## Children by Age Group:



## Registered OFSTED places/ Total places offered:

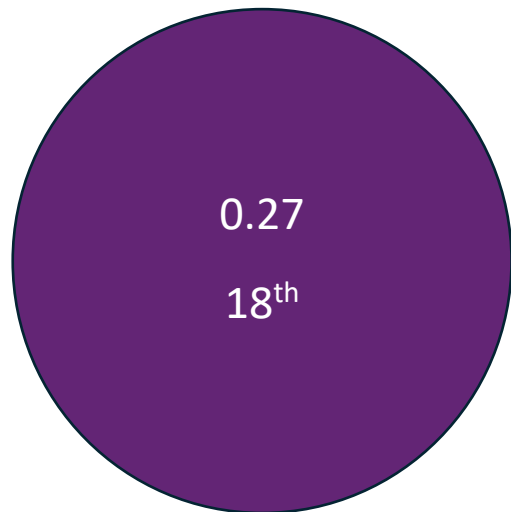


Provider Type



■ Childminder ■ Day Nursery ■ Out Of School ■ School Nursery

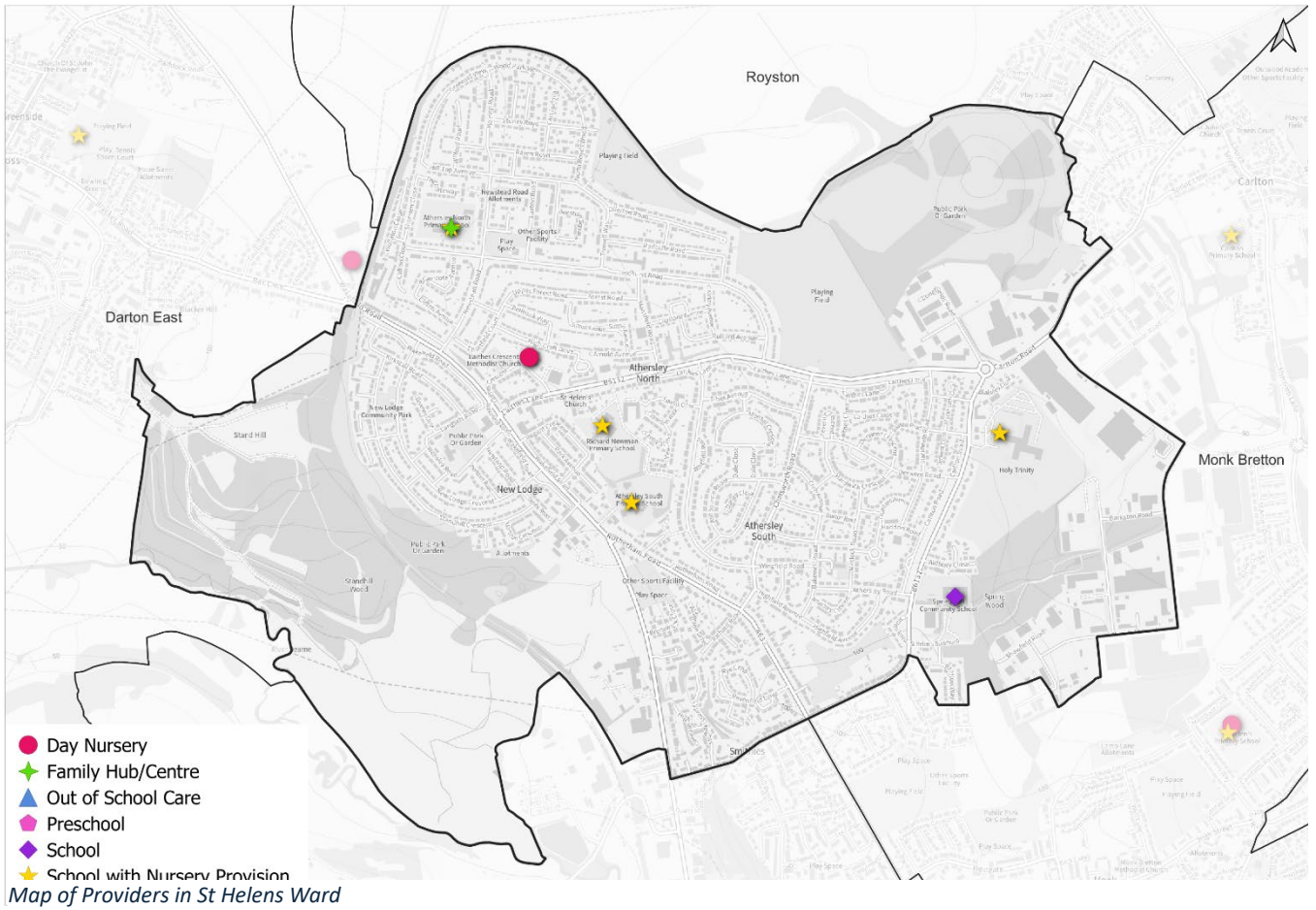
Childcare Ratio



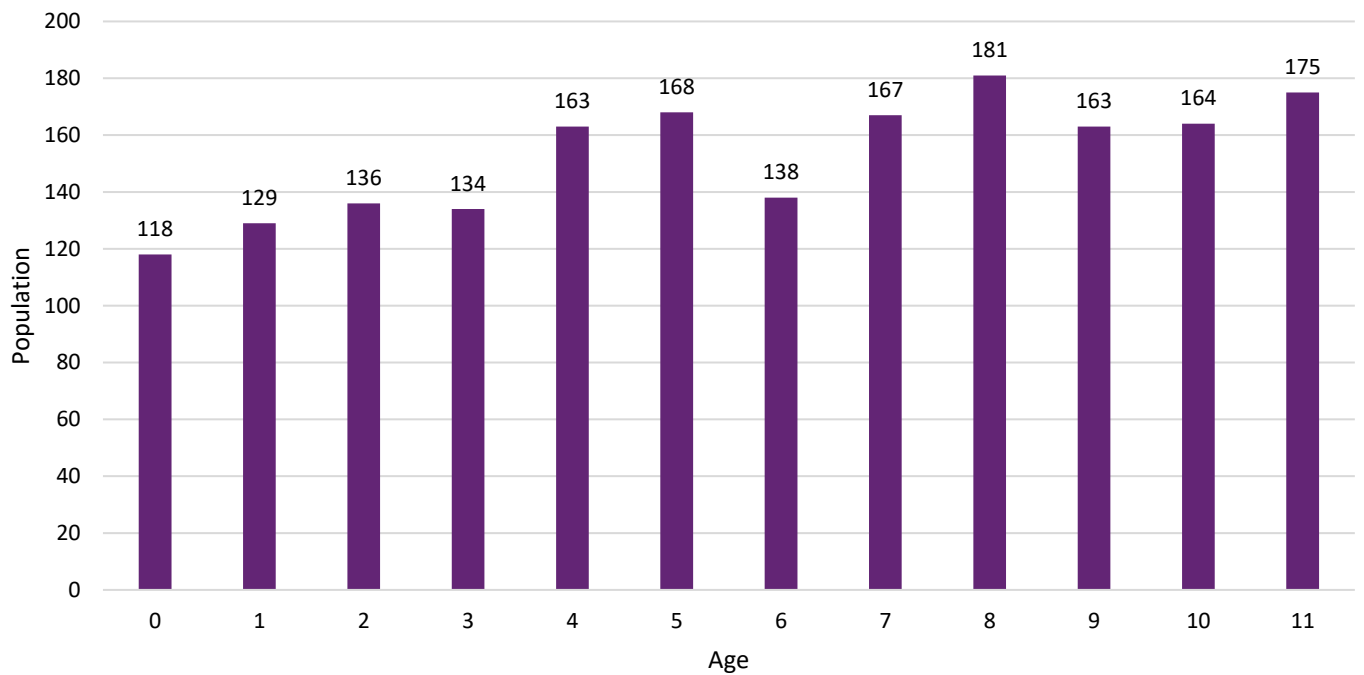
### Ward Comments:

- Old Town ranks 18<sup>th</sup> for Childcare sufficiency in the borough.
- In 2024, 2 childminders opened, bringing the total to 9, which is higher than average.
- The three Out of School providers hold registered places for children aged 5+.
- There is a shortfall of 0–2-year-old places which may pose an issue in the future.

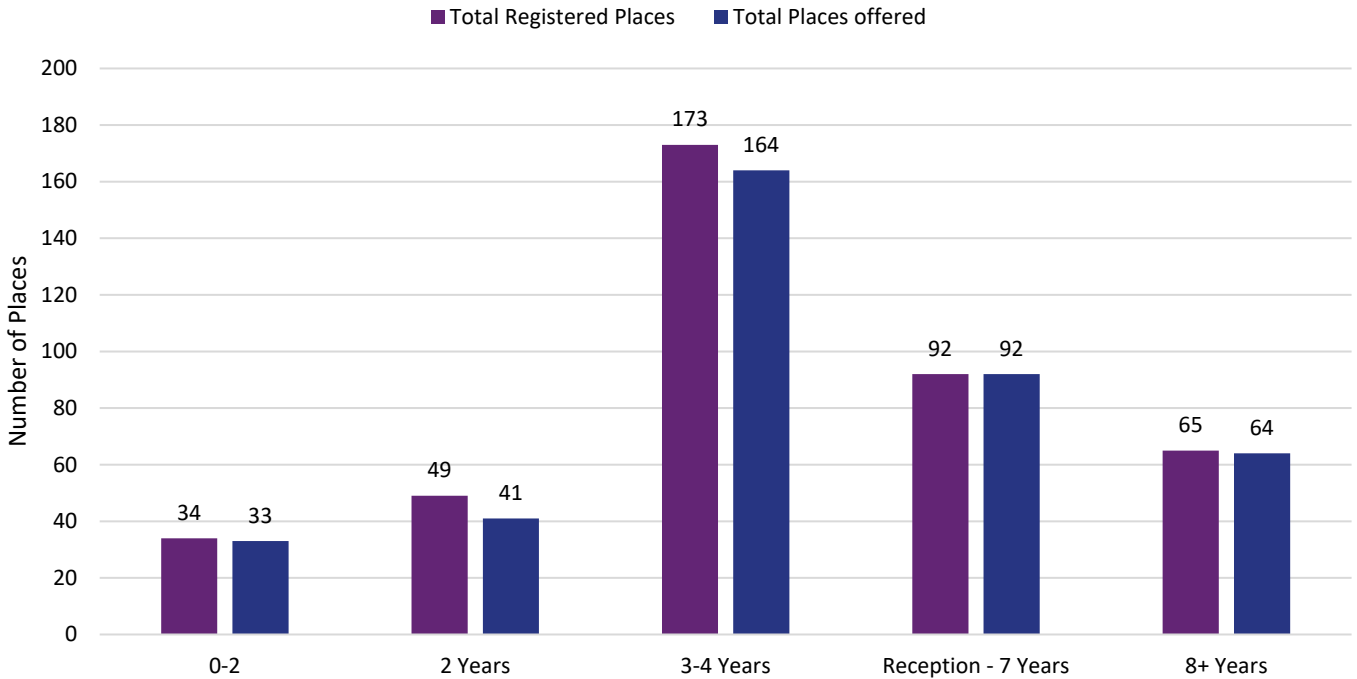
# St Helens Ward



## Children by Age Group:




## Registered OFSTED places/ Total places offered:



### Provider Type



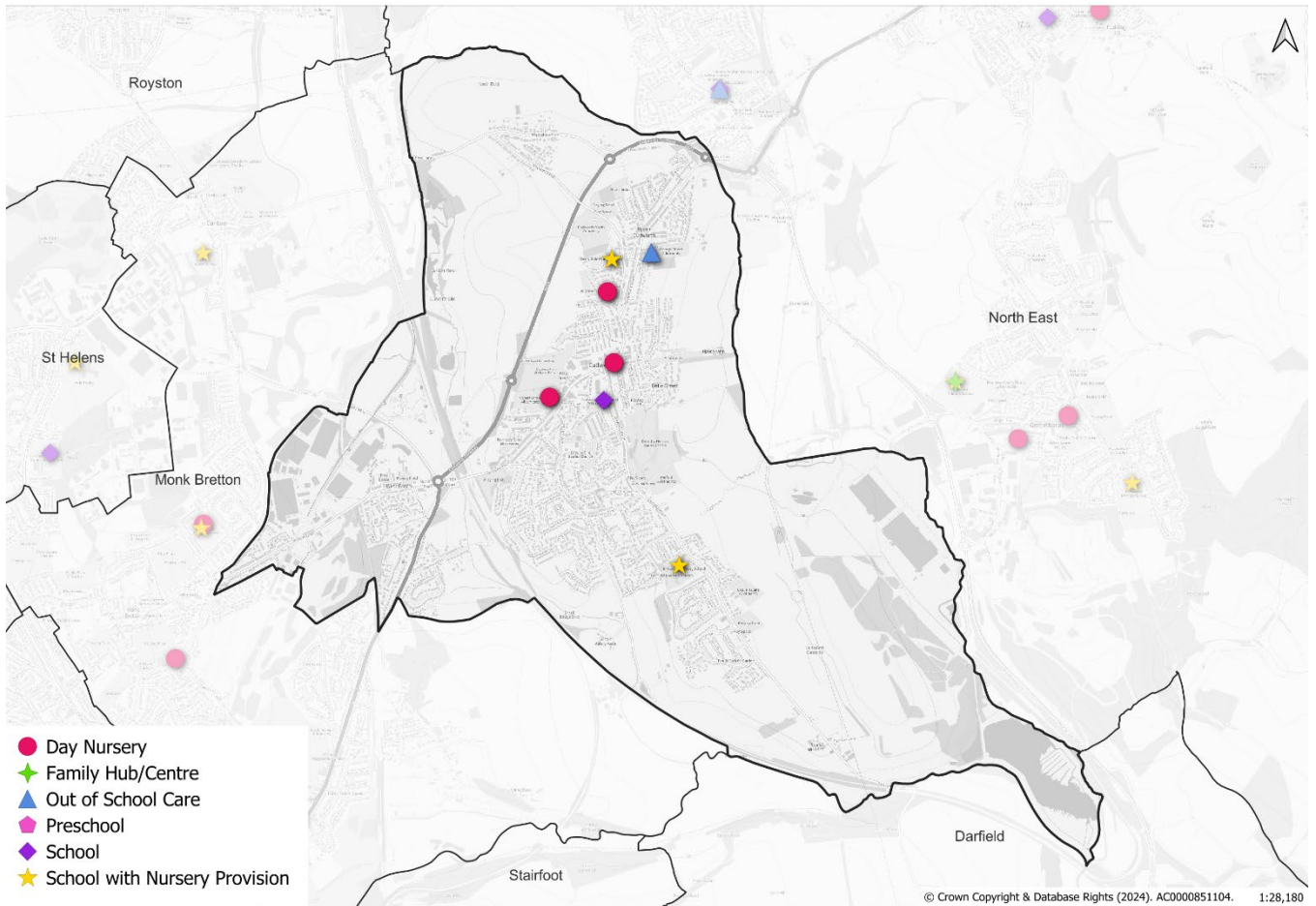
■ Childminder ■ Day Nursery ■ Family Centre ■ School Nursery



#### Ward Comments:

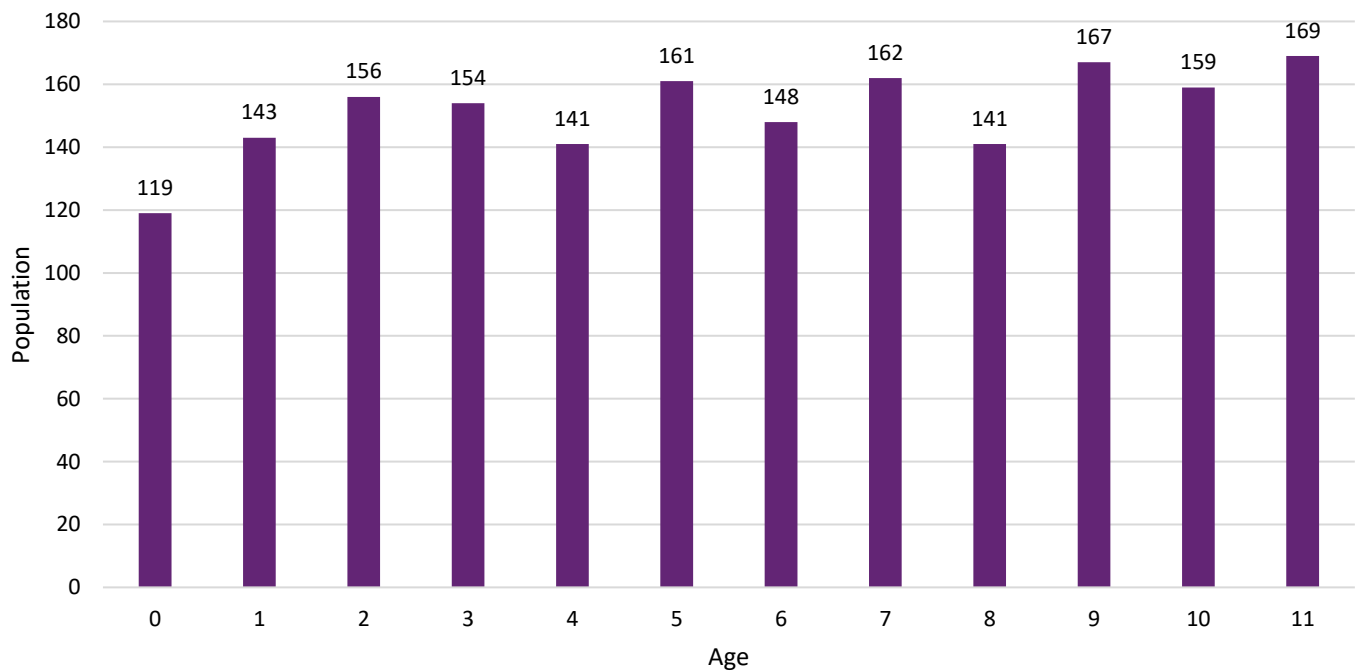
- St Helen's ranks 10th for Early Years Childcare Sufficiency in the Barnsley borough, primarily due to below-average provision for 0-2 year-olds.
- Registered 3-4 year old places have a good take up in the area and there has been no change in childcare providers since 2023.
- The ward has a good mix of provider types.

# Cudworth Ward



Map of Providers in Cudworth Ward

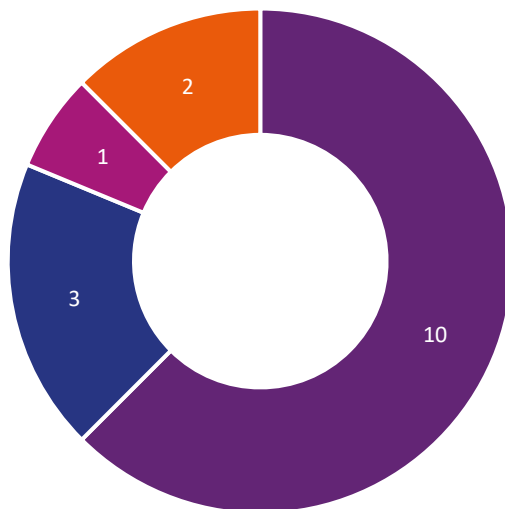
## Children by Age Group:



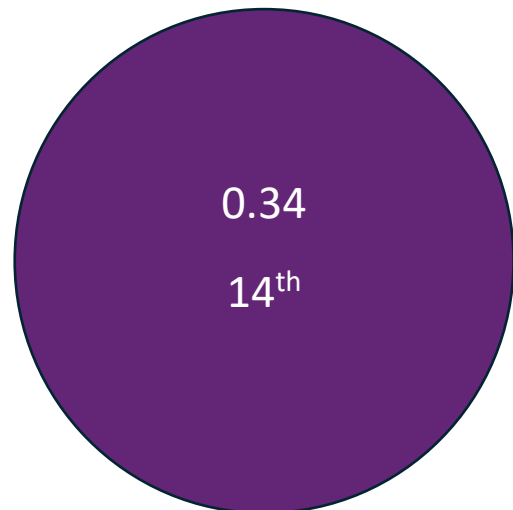
## Registered OFSTED places/ Total places offered:



Provider Type



Childcare Ratio

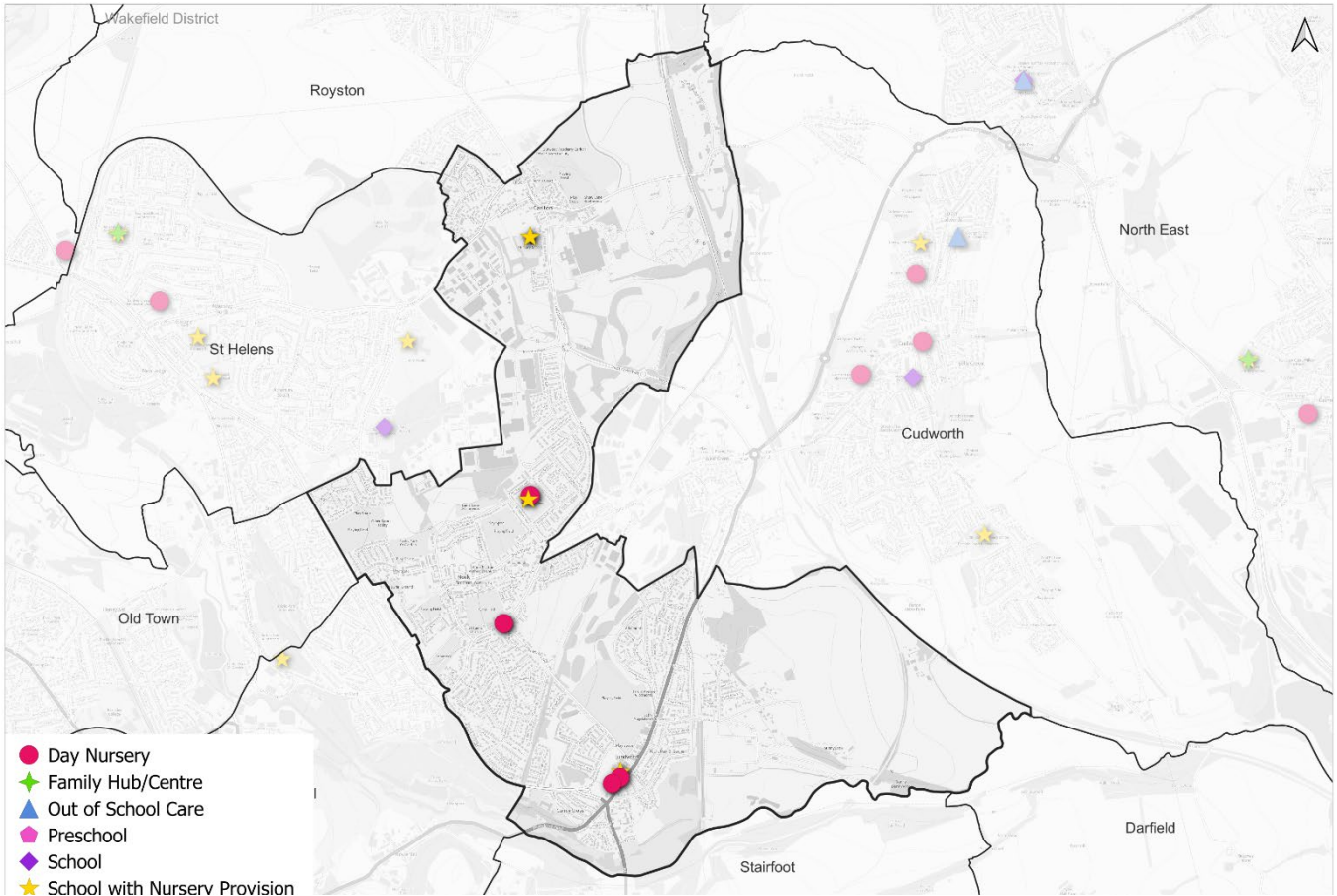


■ Childminder ■ Day Nursery ■ Out Of School ■ School Nursery

### Ward Comments:

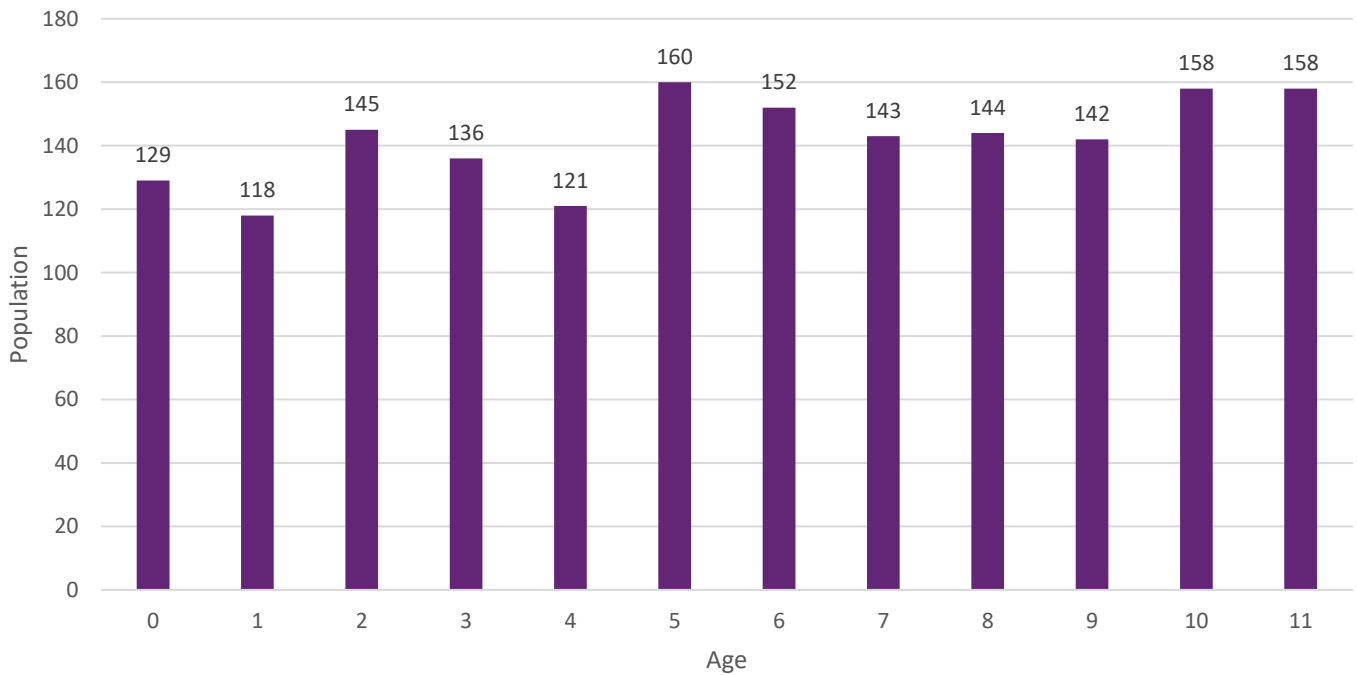
- Cudworth Ward has 10 childminders which is more than the average.
- The childcare ratio of 0.34 in Cudworth is 14<sup>th</sup> across the borough and is lower than average due to the low number of places in the 0-2 age range.
- Currently, the sole Out of School provider in Cudworth holds 24 registered places, and all 3 primary schools in the area provide wraparound care, exceeding 250 registered places for their pupils by January 2025.

# Monk Bretton Ward



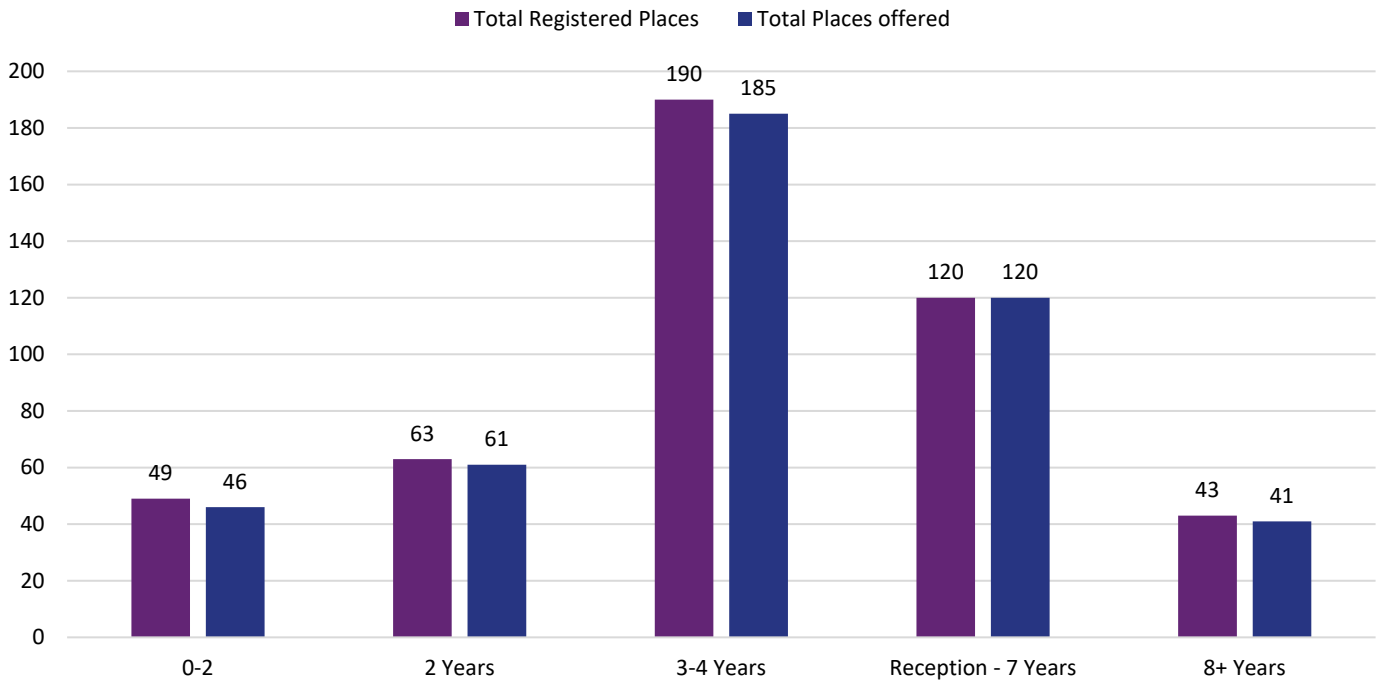
Map of Providers in Monk Bretton Ward

## Children by Age Group:

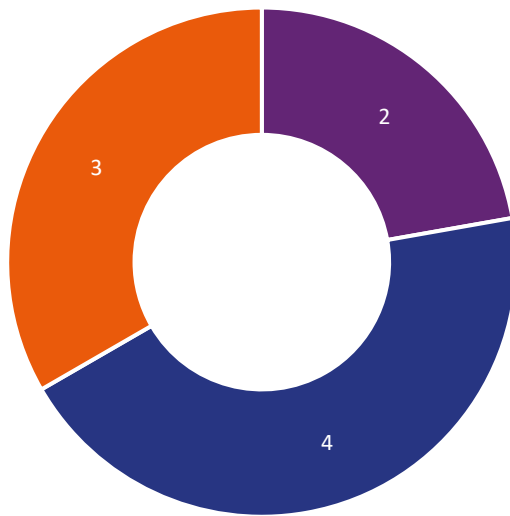




## Registered OFSTED places/ Total places offered:

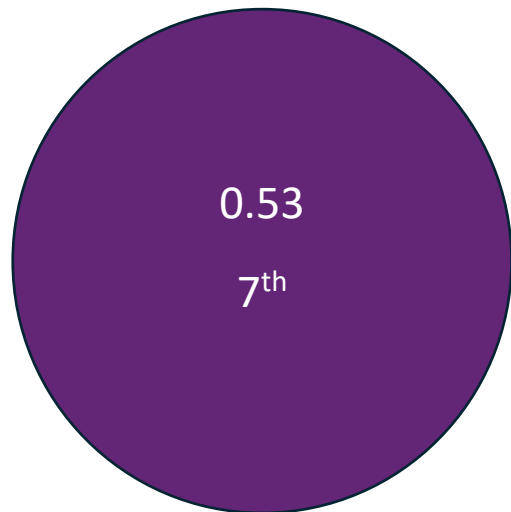


Provider Type



■ Childminder ■ Day Nursery ■ School Nursery

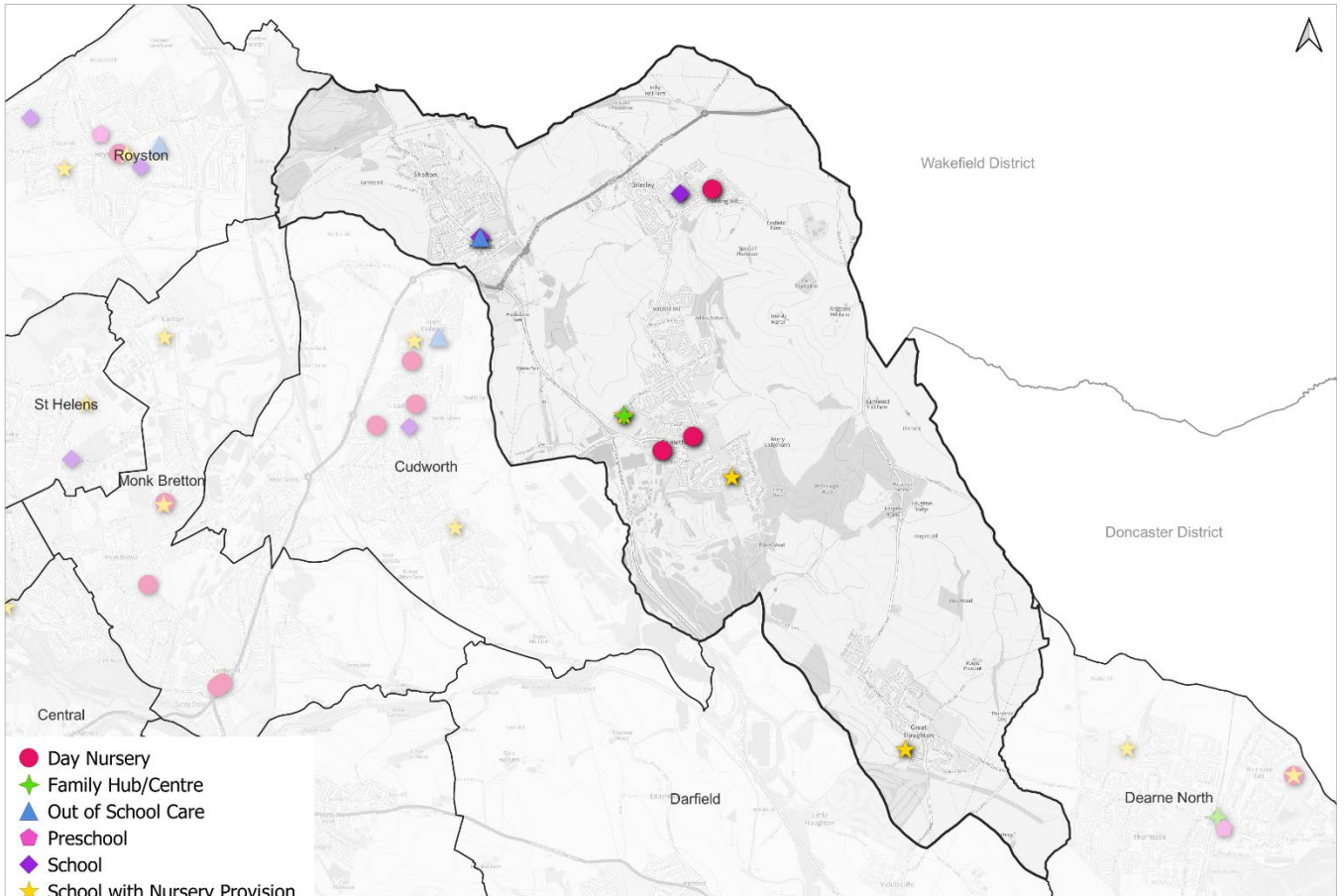
Childcare Ratio



### Ward Comments:

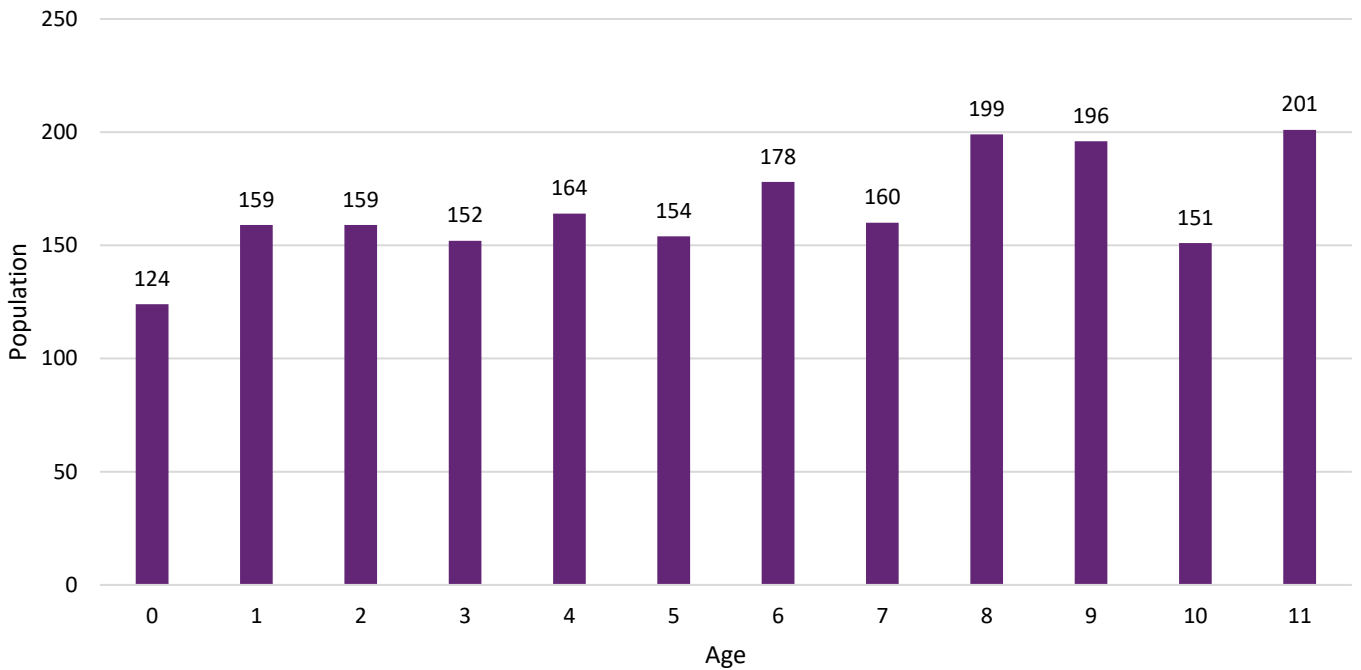
- Monk Bretton has a Childcare Ratio of 0.53, this is above the Barnsley average
- A new Day Nursery opened in Spring 2024, adding 50 more Early Years places to the Ward.
- Monk Bretton has a high future housing projection with an additional 679 houses by 2029.

# North East Ward



Map of Providers in North East Ward

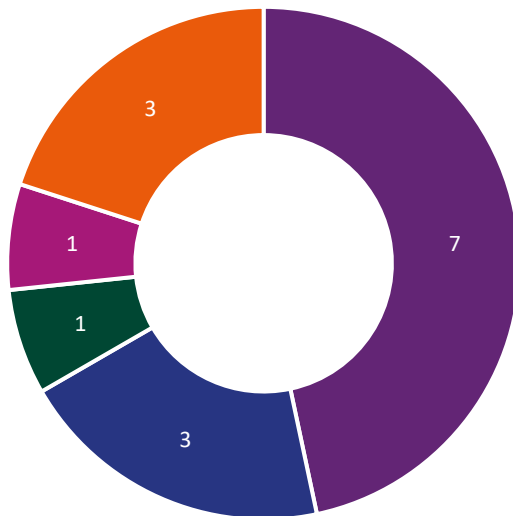
## Children by Age Group:



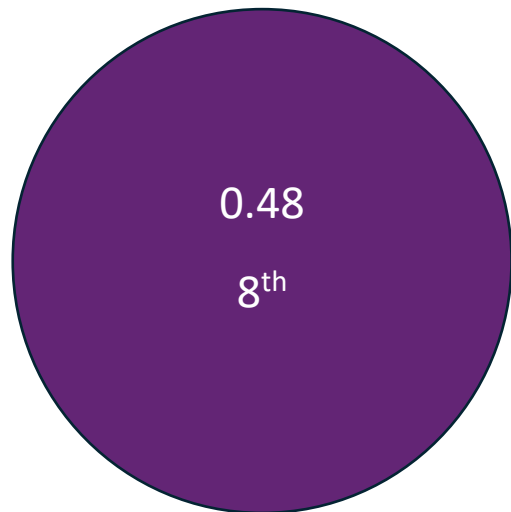
## Registered OFSTED places/ Total places offered:



Provider Type



Childcare Ratio

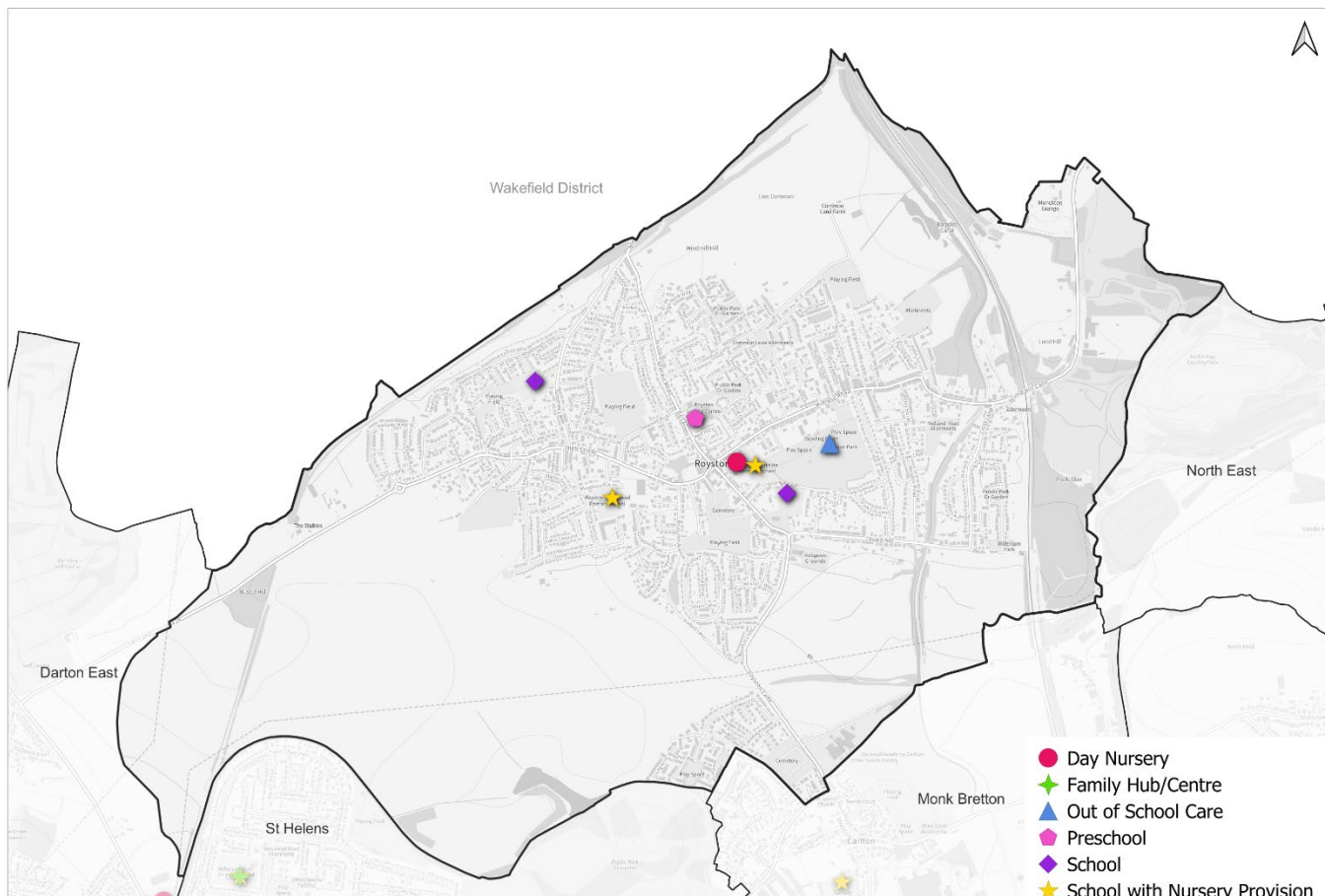


■ Childminder ■ Day Nursery ■ Family Centre ■ Out Of School ■ School Nursery

### Ward Comments:

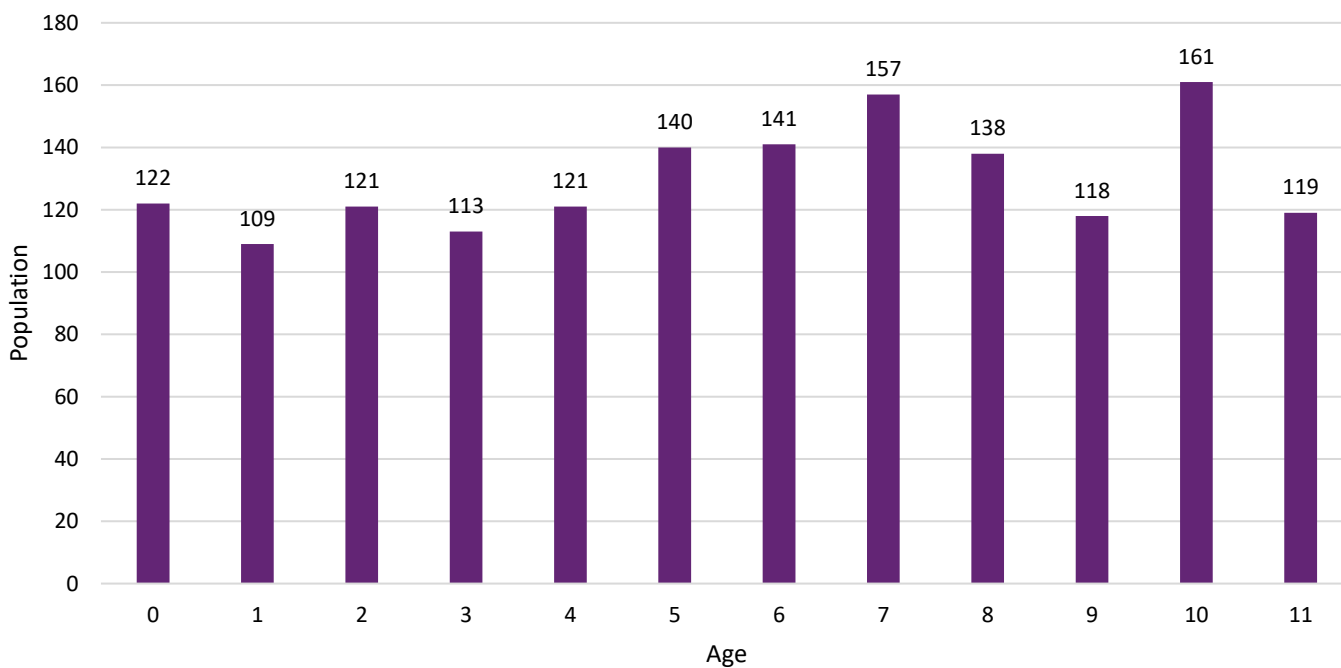
- North East ward has a Childcare Ratio of 0.48 above the average for Barnsley.
- There is a varied mix of providers throughout the ward with 5 different types of providers.
- There are 5 schools in total, 3 of which have funded places and 2 which offer wraparound provision.
- 15 full wraparound places have been created as part of the wraparound expansion.

# Royston Ward

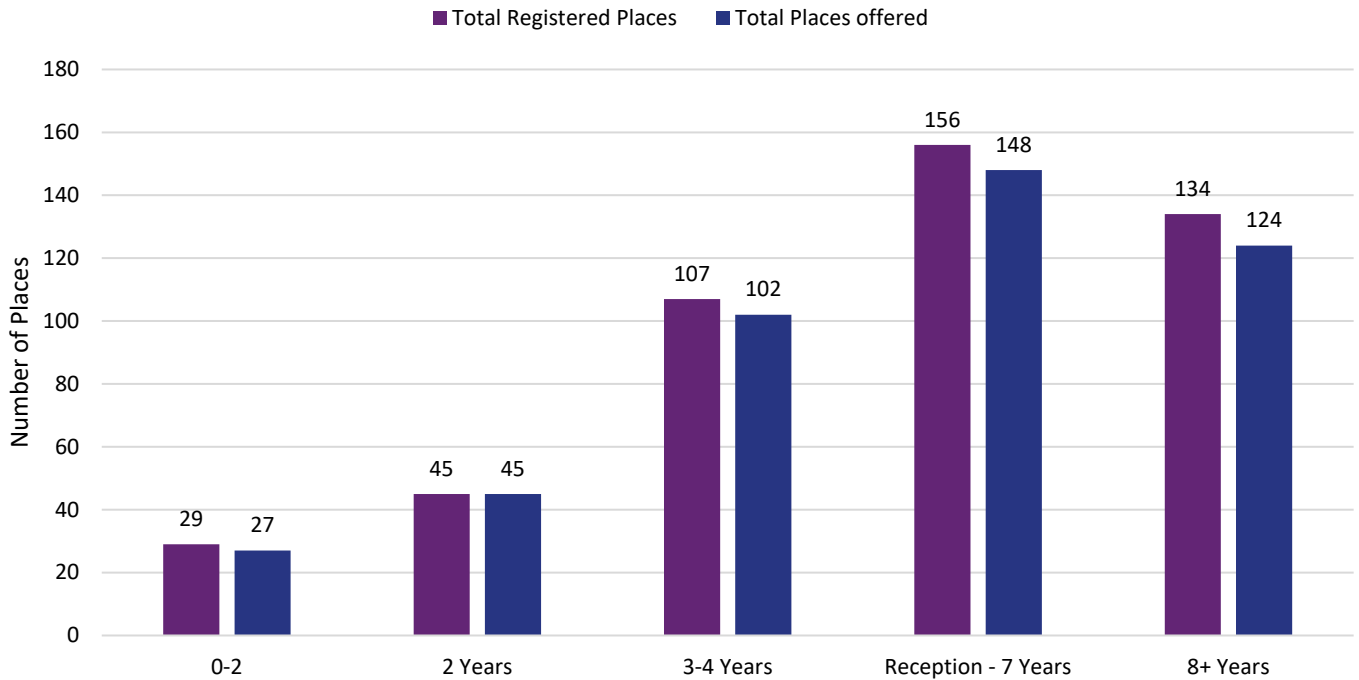


Map of Providers in Royston Ward

## Children by Age Group:



## Registered OFSTED places/ Total places offered:



### Provider Type

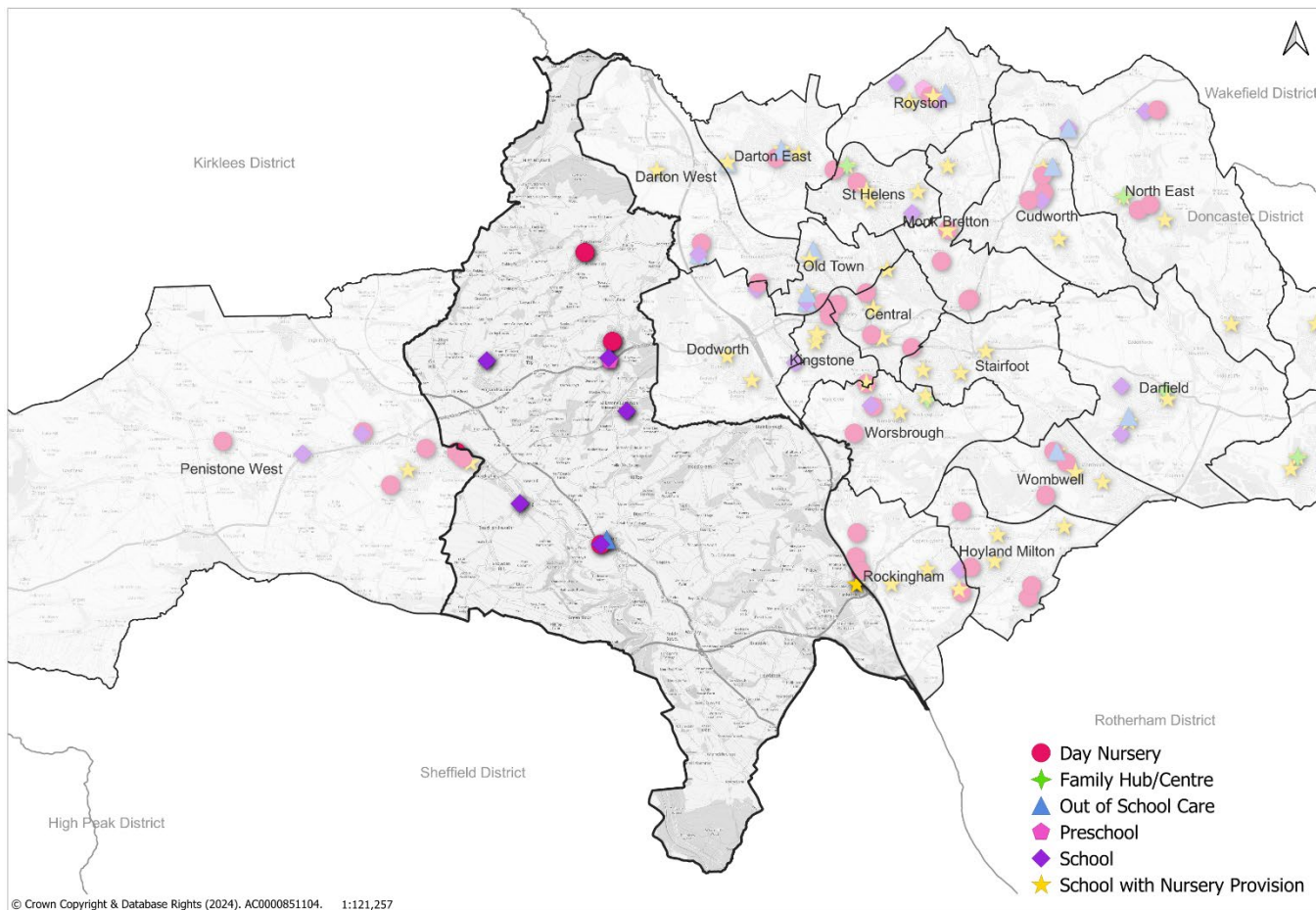


■ Childminder ■ Day Nursery ■ Sessional ■ Out Of School ■ School Nursery

#### Ward Comments:

- Royston Ward has an Early Years childcare ratio of 0.35, ranking it 13<sup>th</sup> for childcare sufficiency, although it offers a higher ratio of places for children 5 years and older, which meets population demand.
- There are 4 Primary schools in the area, of which 2 have Nurseries offering 15- and 30-hour places.
- Of the 9 childminders, 8 offer 0-2 years places.

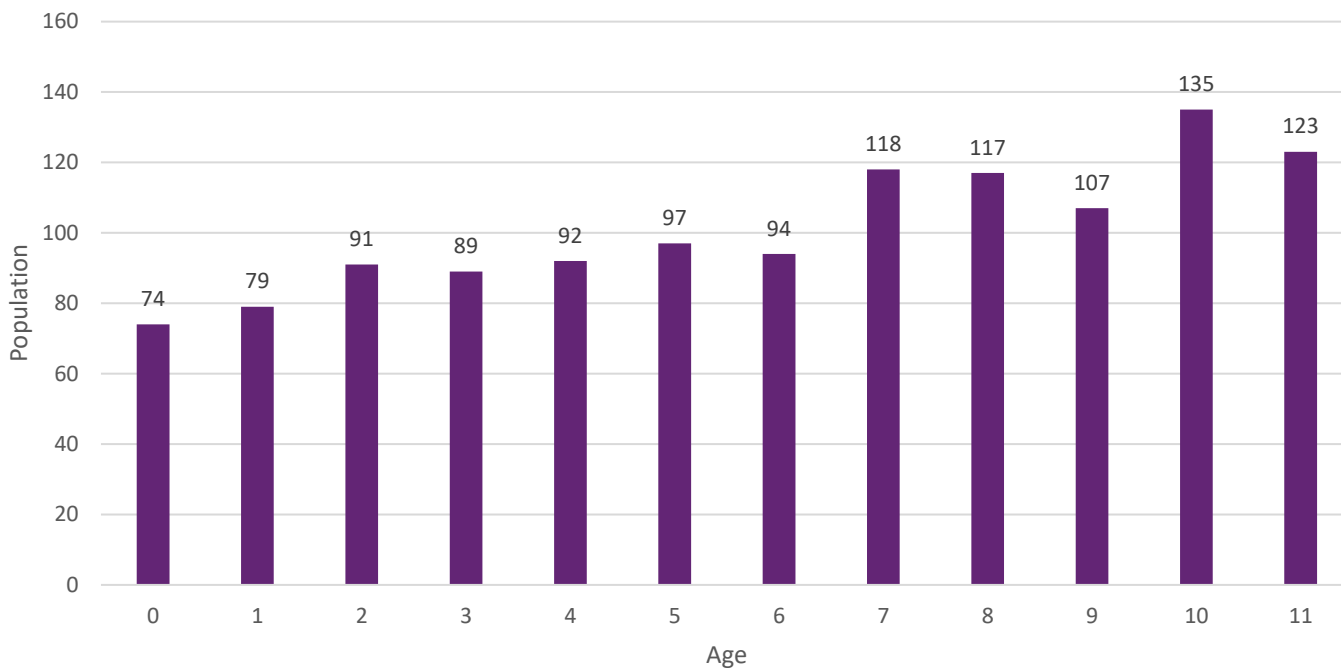
# Penistone East Ward



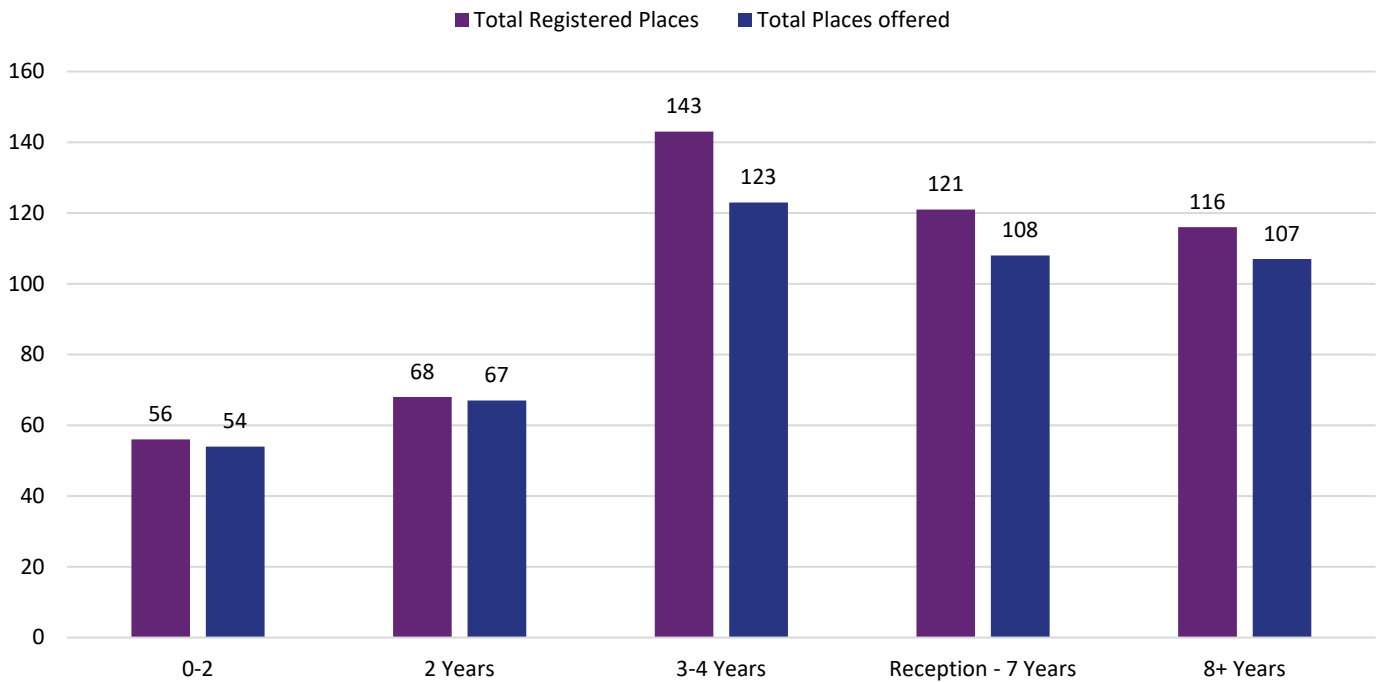
© Crown Copyright & Database Rights (2024). AC0000851104. 1:121,257

Map of Providers in Penistone East Ward

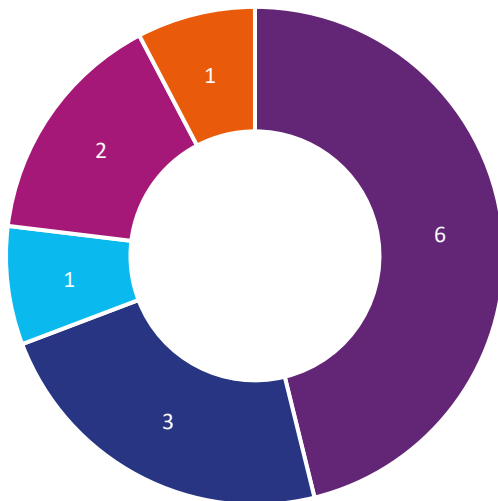
## Children by Age Group:




## Registered OFSTED places/ Total places offered:



Provider Type



Childcare Ratio



■ Childminder ■ Day Nursery ■ Sessional ■ Out Of School ■ School Nursery

### Ward Comments:

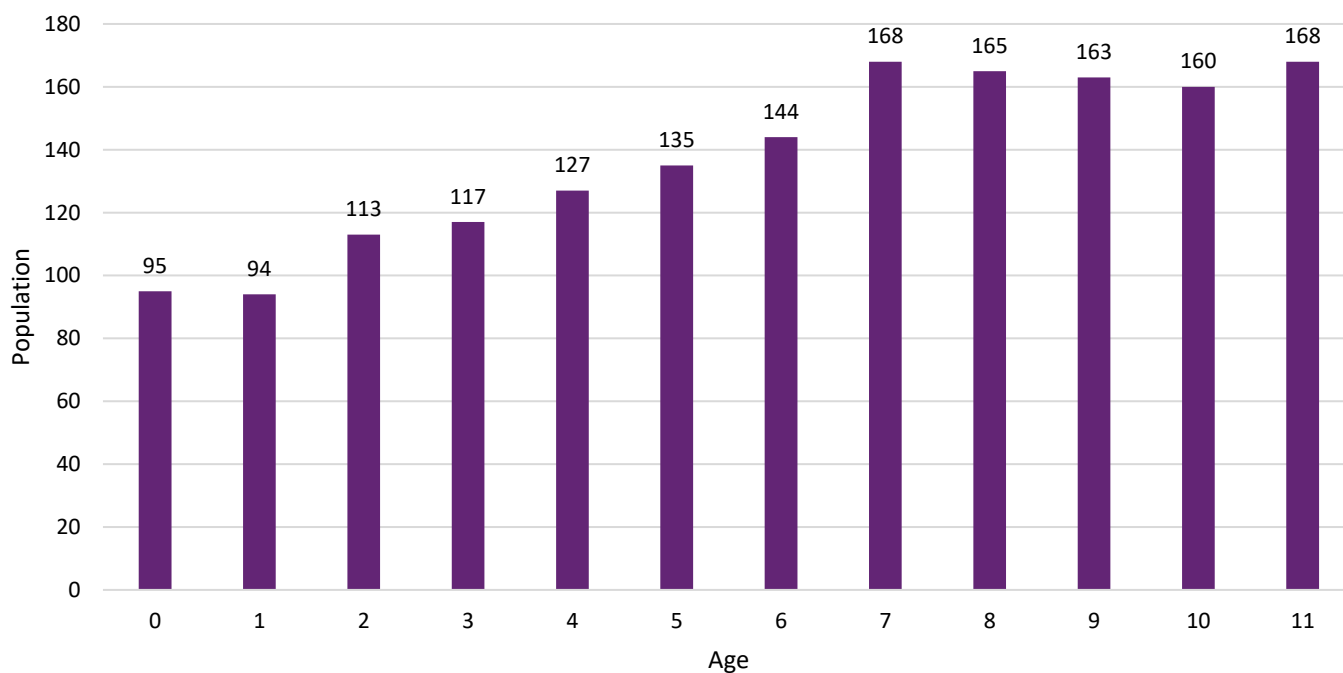
- Penistone East has the joint 2<sup>nd</sup> highest childcare sufficiency ratio within the Borough.
- There is a higher proportion of children aged 5 years and older and a good mix of childcare providers.
- There is also a new 16 place after school childcare provision opening at one of the primary schools, to support working parents and carers.

# Penistone West Ward



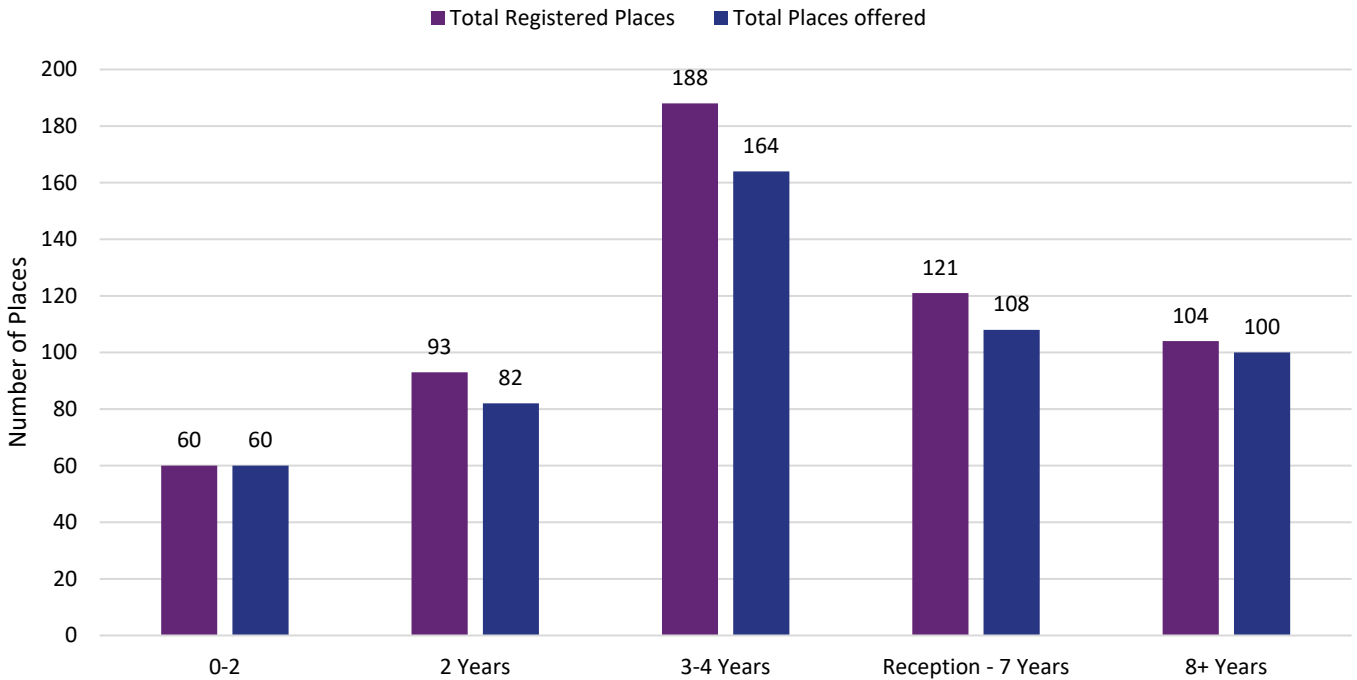
Map of Providers in Penistone West Ward

## Children by Age Group:

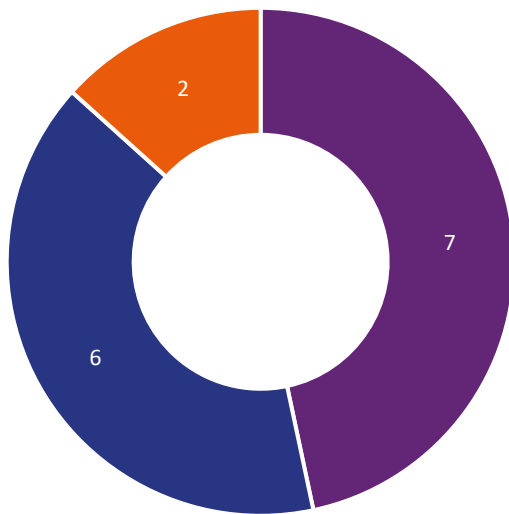




## Registered OFSTED places/ Total places offered:




Provider Type



■ Childminder ■ Day Nursery ■ School Nursery

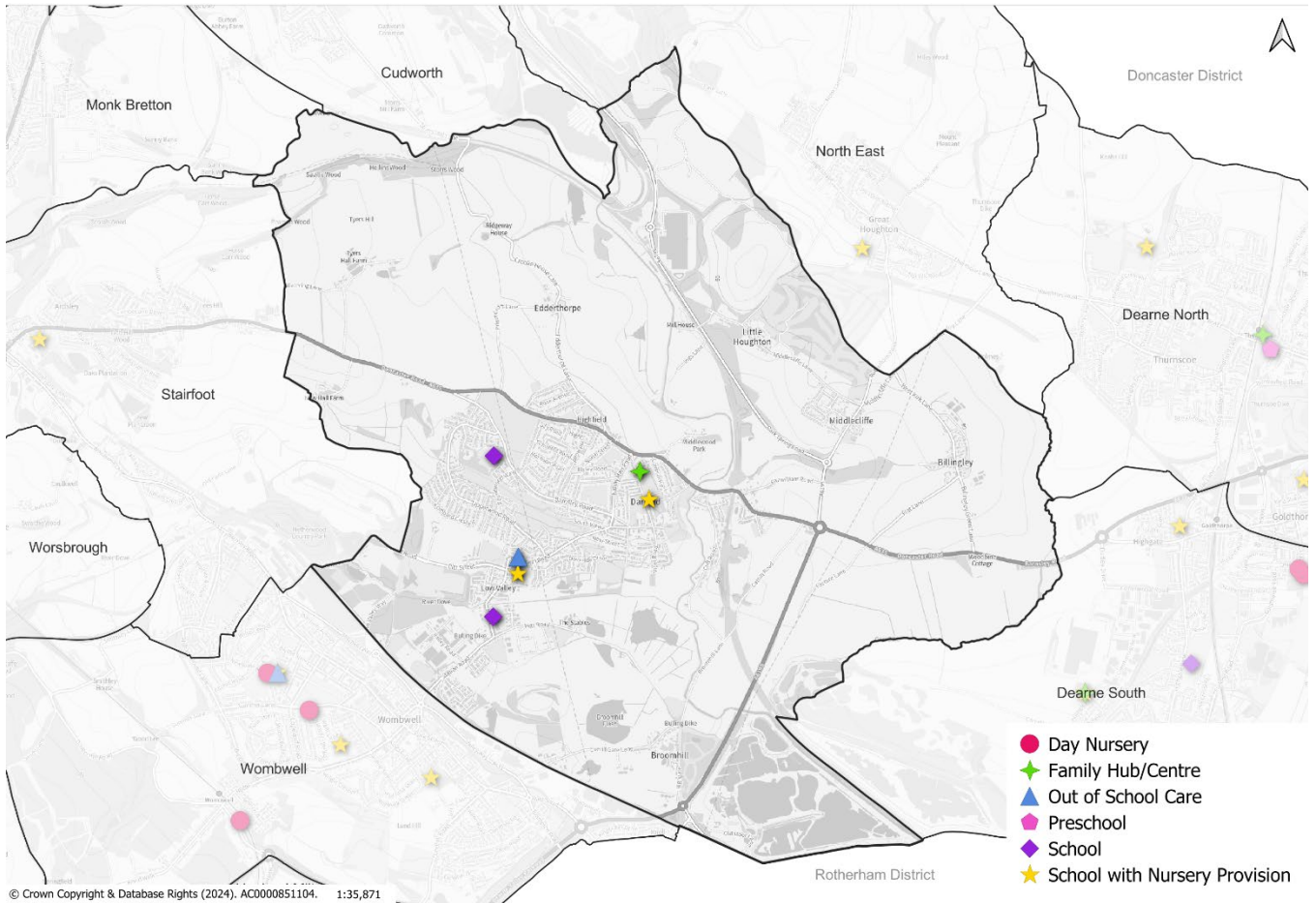
Childcare Ratio



### Ward Comments:

- Penistone West ranks 2<sup>nd</sup> for Childcare Sufficiency across Barnsley, offering 100% of registered places for children aged 0-2 years.
- It has the most Day Nurseries with 5 out of 6 offering childcare provision for aged 2 and up.
- Although there are no standalone Out of School providers, several Day Nurseries offer after-school care, and all 7 childminders offer childcare for children aged 5 and over.
- There is also a new 32 place wraparound provision opening at one of the primary schools, to support working parents and carers.

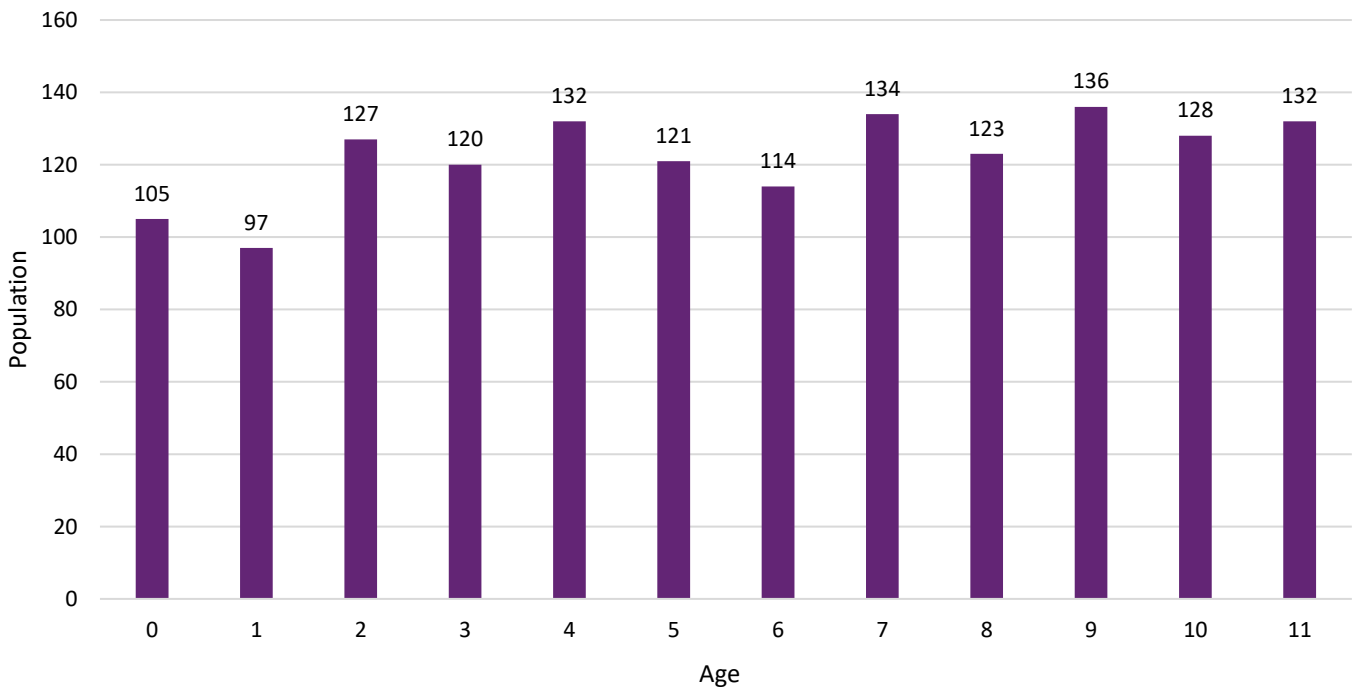
# Darfield Ward



© Crown Copyright & Database Rights (2024). AC0000851104. 1:35,871

Map of Providers in Darfield Ward

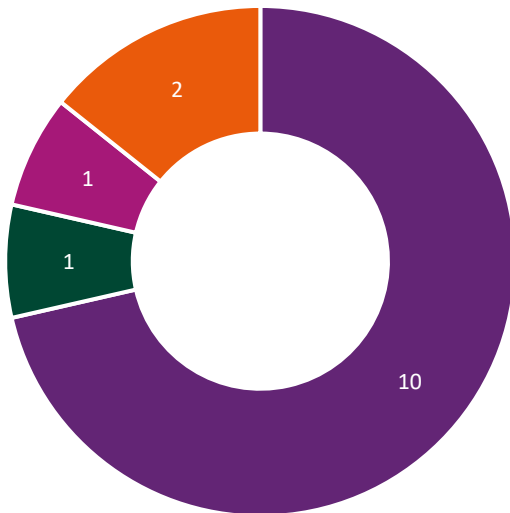
## Children by Age Group:




## Registered OFSTED places/ Total places offered:



Provider Type



Childcare Ratio

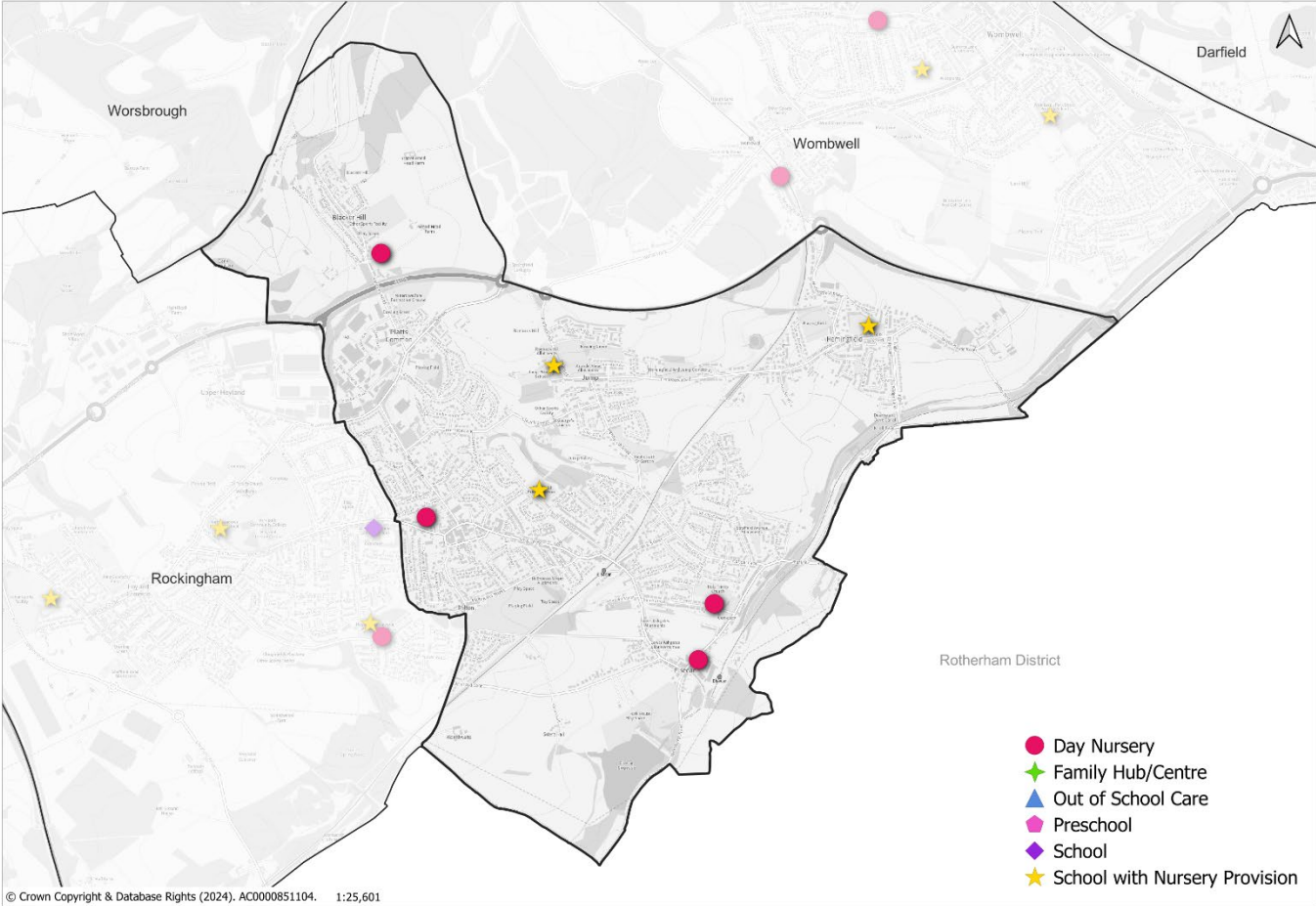


■ Childminder ■ Family Centre ■ Out Of School ■ School Nursery

### Ward Comments:

- Darfield Ward has more childminders than most. It has 4 schools; 2 which offer Nursery provision, and 2 which do not. 30 places are being created as part of the wraparound expansion.
- A new out of school provider opened in Summer 2024, and 1 BMBC Family Centre which provides sessional childcare to 3- and 4-year-olds.
- It lacks formal childcare options for children aged 0–3, as there is no Day Nursery in the local area. This means it has a relatively low Childcare Ratio compared to the wider borough and is joint lowest.

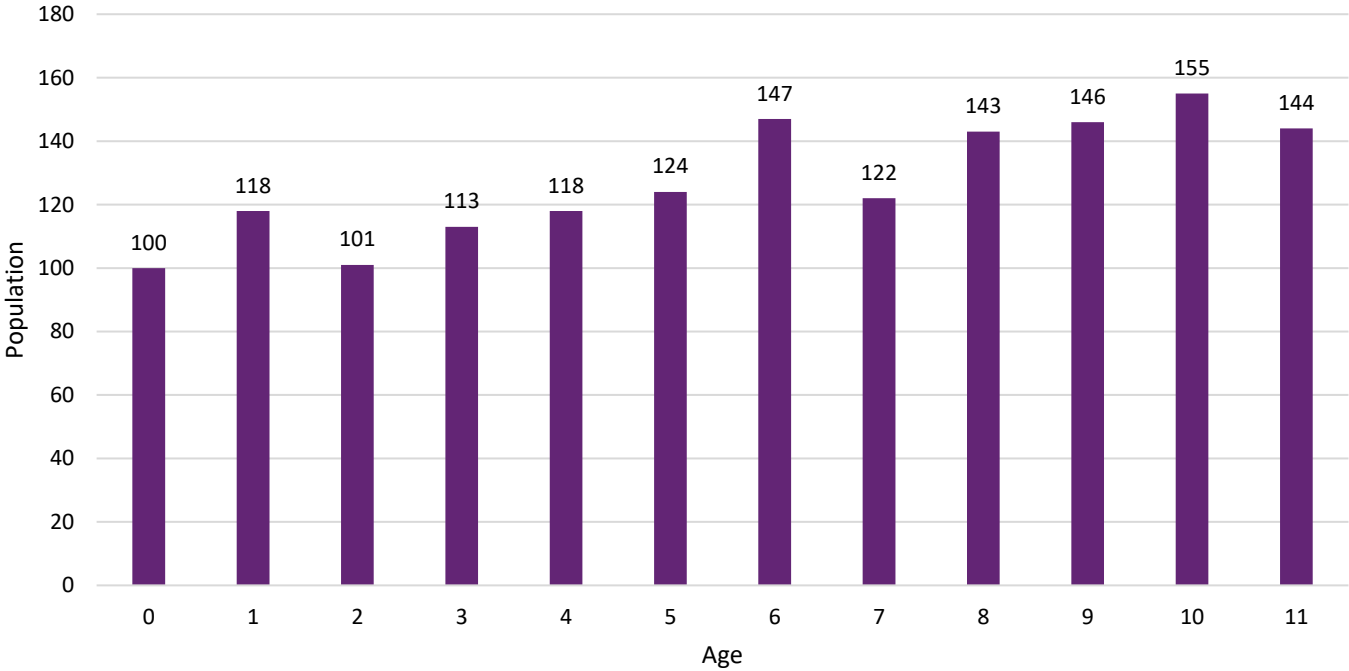
# Hoyland Milton Ward



© Crown Copyright & Database Rights (2024). AC0000851104. 1:25,601

Map of Providers in Hoyland Milton Ward

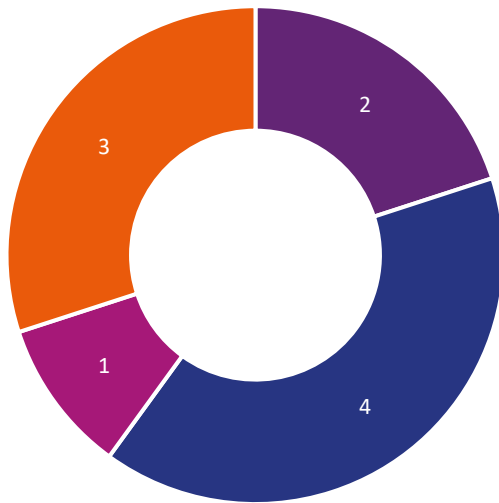
## Children by Age Group:



## Registered OFSTED places/ Total places offered:




Provider Type



■ Childminder ■ Day Nursery ■ Out Of School ■ School Nursery

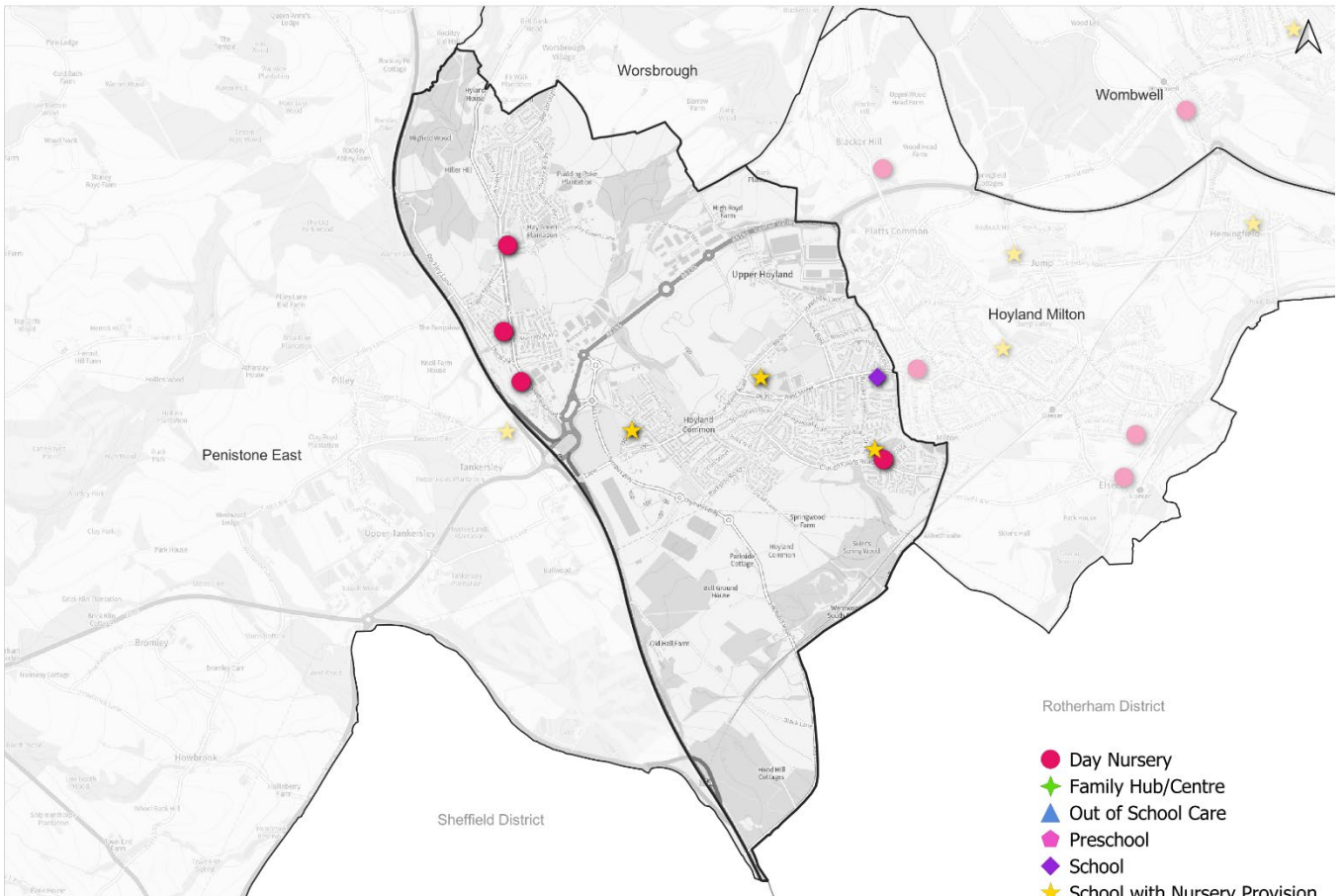
Childcare Ratio



### Ward Comments:

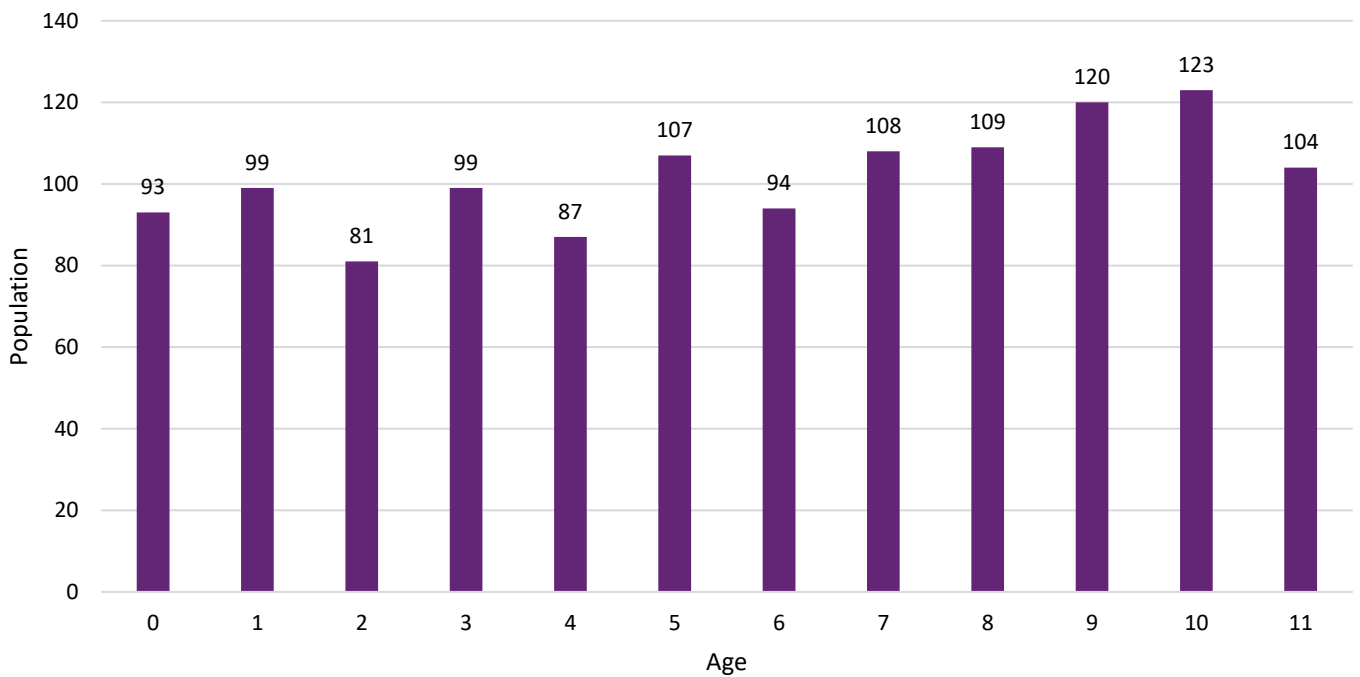
- Hoyland Milton has joint 4<sup>th</sup> childcare sufficiency in the Borough with a childcare ratio of 0.64 places.
- The ward has more Day Nurseries than most and offers 99% of its registered places.
- There is a large supply of 3–4-year-old places in the area compared to other age groups, due to 3 out of 4 schools having a nursery.
- The ward has the highest number of Early years full time vacancies at 60.

# Rockingham Ward

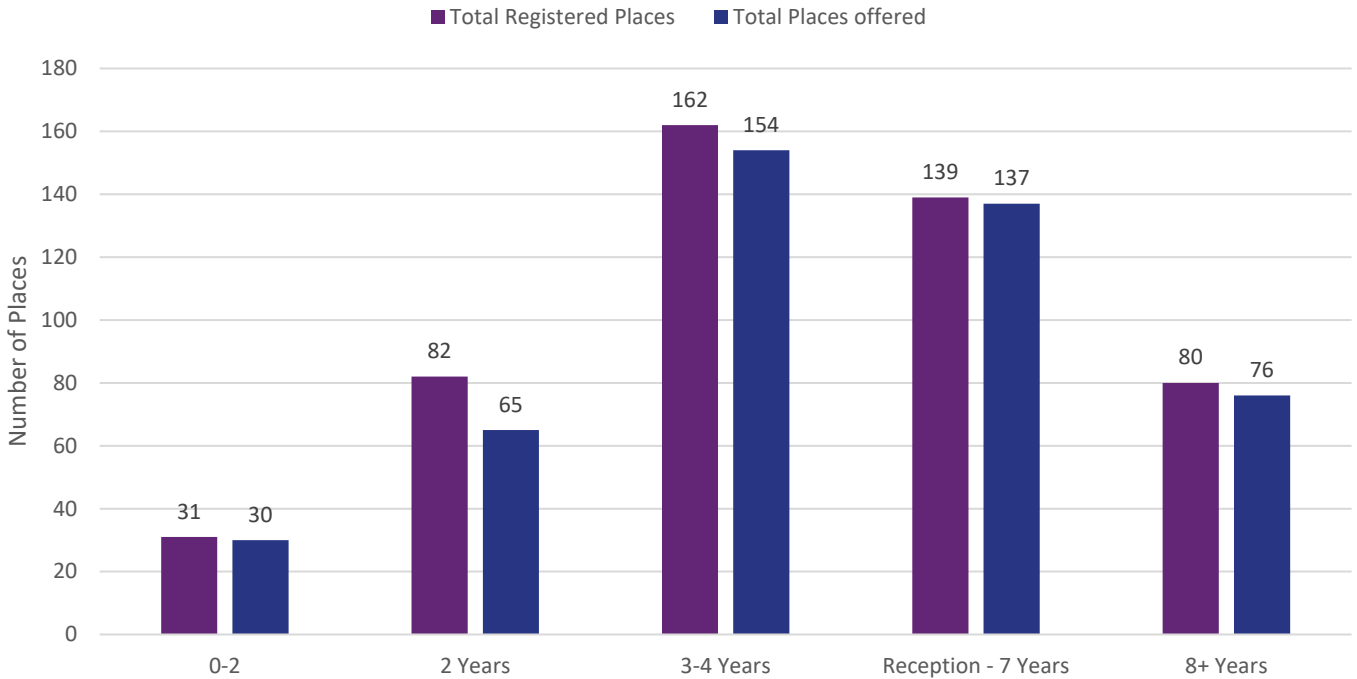


Map of Providers in Rockingham Ward

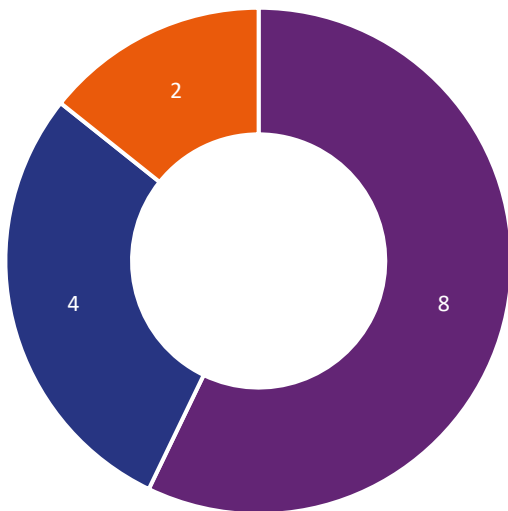
## Children by Age Group:



## Registered OFSTED places/ Total places offered:

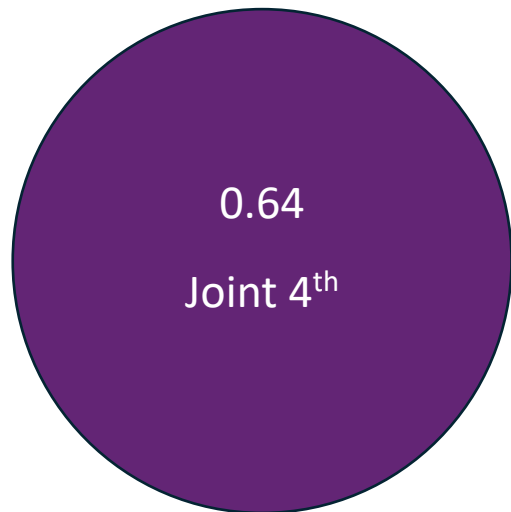


Provider Type



■ Childminder ■ Day Nursery ■ School Nursery

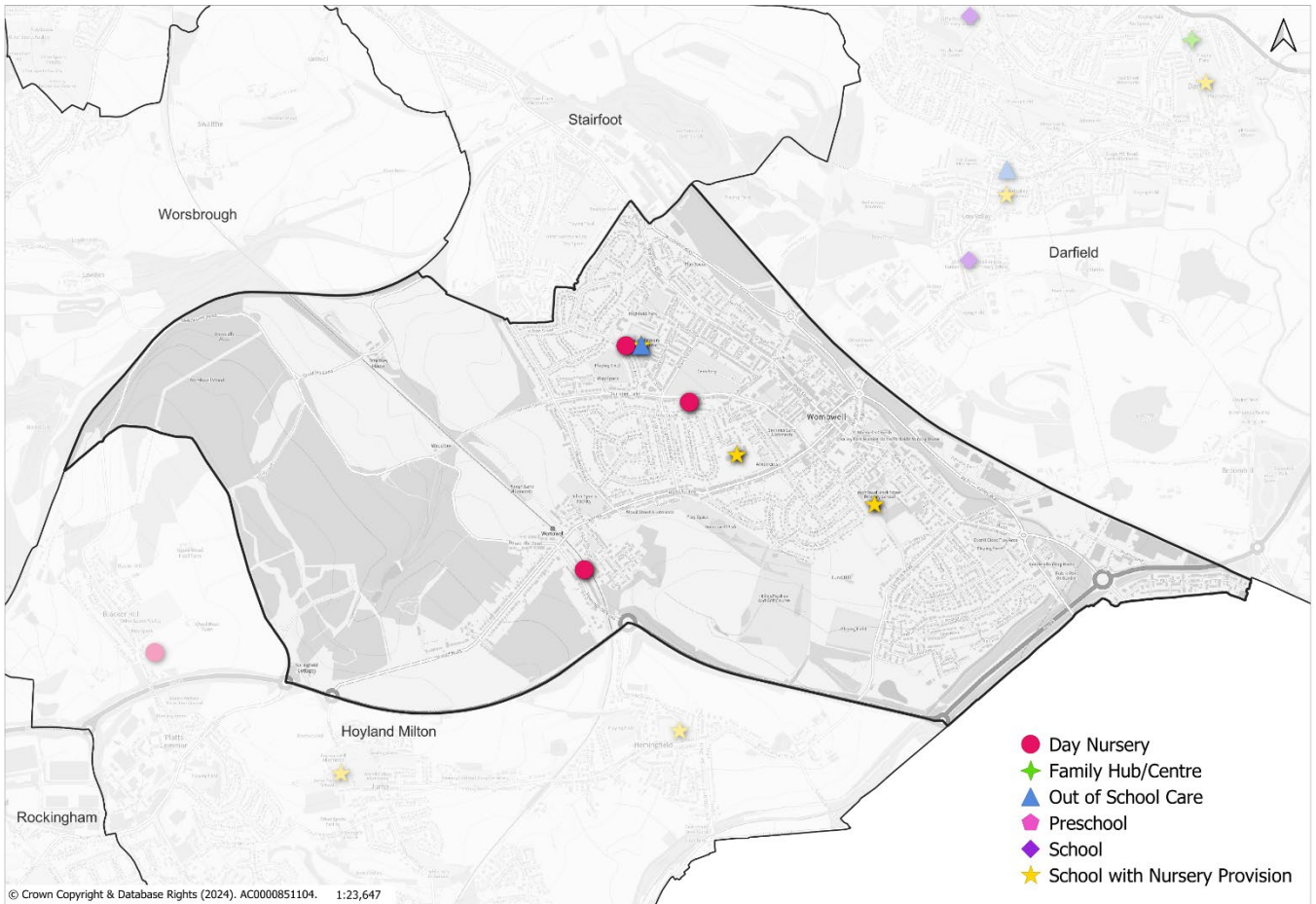
Childcare Ratio



### Ward Comments:

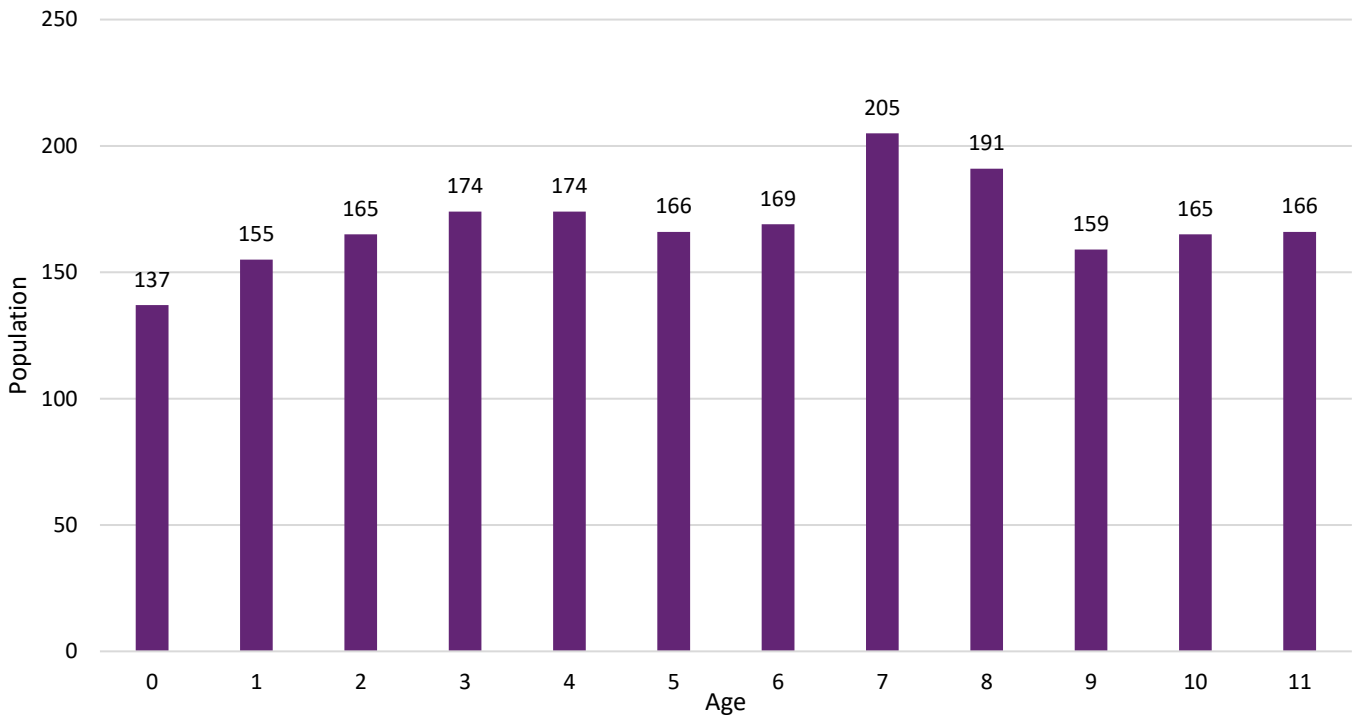
- Rockingham Ward has joint 4<sup>th</sup> childcare sufficiency within the Borough.
- It has 8 Childminders which is more than most and 4 Day Nurseries (one of which opened Spring 2024).
- Although there are no independent Out of School providers in the local area, one school already provides wraparound care, and another school has created 30 wraparound places (but only for pupils enrolled).
- Rockingham has a high future housing projection with an aim of 659 new houses by 2029.

# Wombwell Ward



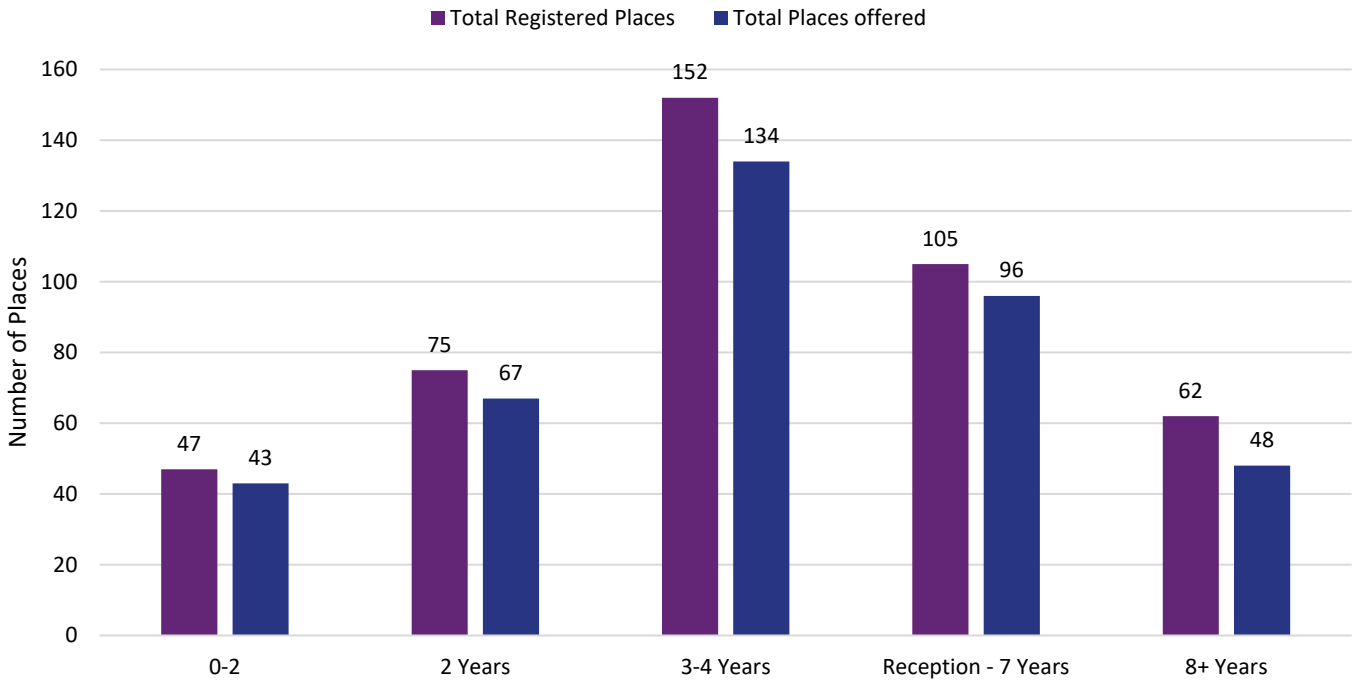
Map of Providers in Wombwell Ward

## Children by Age Group:

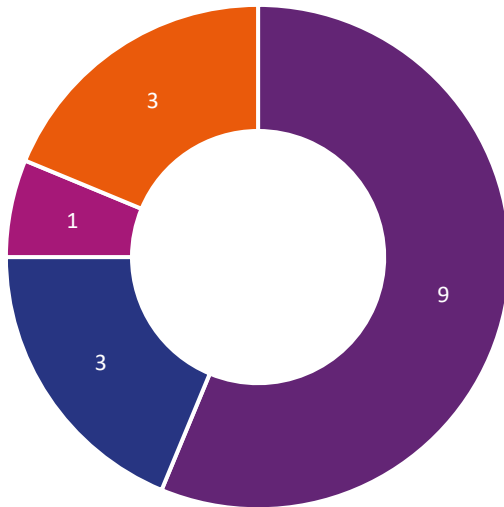




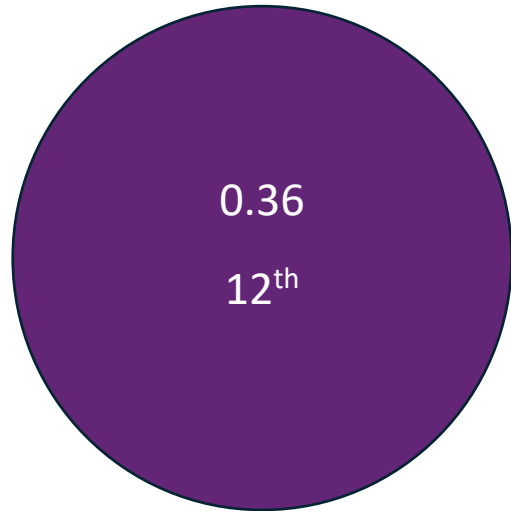
## Registered OFSTED places/ Total places offered:



Provider Type



Childcare Ratio



■ Childminder ■ Day Nursery ■ Out Of School ■ School Nursery

### Ward Comments:

- Wombwell Ward ranks 12<sup>th</sup> for childcare sufficiency across the Borough.
- It has a high number of Early Years providers with 9 childminders, 3 School Nurseries, 3 Day Nurseries and 1 Out of School provider.
- Wombwell has the highest population of children in the borough with 2,031 in the ward.