

dimensions

I'm going to Goldthorpe Library



Before I go to the library

I'm going to Goldthorpe Library



If I am nervous about going I can talk to someone and ask questions first
I can call 01226 773555



I can also send a message to the library on Facebook -
<https://www.facebook.com/BarnsleyLibraries>

I can ask for a tour of the library



About the library

There are people who work at the library who I can talk to



The library has space to sit and read books.



The library can be noisy sometimes. I can contact the library to find out if there are any large groups scheduled to attend at the time I plan to visit.



There are public and disabled toilets at the library.



How I become a member of the library

I can join the library online ([here](#)) or by visiting the library

Whether I join online or in person, I need to bring something with my name and address into the library. This could be a bill, driving licence, or bank statement



When I get to the library I will see a desk



I will talk to someone who works there to become a member of the library



I will tell them my name, address, date of birth, telephone number and email address.

They will also ask for my gender, ethnicity, the language I speak and if I have any disabilities – I can choose not to give an answer if I don't want to share those details.



I will show them identification. This can be a driving licence, bank statement or household bill. It should have my name and address on it.



The person I am talking to will type all the details I give them into a computer and I will be given a library card



When I visit the library

In the library there will be shelves of books and audio books. There are fiction and non-fiction books, for adults and for children.

It's okay to borrow and read a children's book if you're an adult.

There are also large print books, comic books and books about local history.



I can sit in a chair to read a book.




I can borrow a book or audio book and take it home with me.



If I want to borrow a book I can use the self-service machine. I can place the book in the machine, press 'Borrow' on the screen and scan the barcode on my library card.


I can ask a member of the library staff for help.



I can choose whether the machine prints a receipt for me. The receipt will show me the date the book is due to be returned to the library.



The library also has some computers.



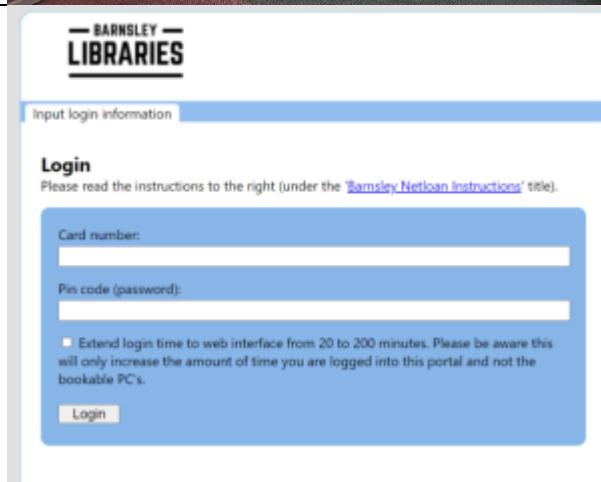
The computers are free to use.



To use the computers I can reserve a time by going [online](#). I will need my library card number and my PIN number to log in and book a computer.

I can also turn up to the library without booking a computer – I might have to wait until a computer becomes available for me to use.

I can ask the person working at the library to help me log in to the computer. They can also help me if I get stuck with something on the computer.



BARNSELY LIBRARIES

Input login information

Login
Please read the instructions to the right (under the ['Barnsley Netloan Instructions'](#) title).

Card number:

Pin code (password):

Extend login time to web interface from 20 to 200 minutes. Please be aware this will only increase the amount of time you are logged into this portal and not the bookable PC's.

Login

When I have finished I will leave
the library.

